

# Gold-n-Grand

S·U·M·M·E·R 2022

## JULY 15-17

### 400 BUCKLES

### 16 SADDLES

### HUGE VARIETY OF CLASSES!

APPROVED BY



AQHA PCQHA

[WWW.MURIETAEQUESTRIANCENTER.COM](http://WWW.MURIETAEQUESTRIANCENTER.COM)



**JOIN US FOR THE FUN AT OUR SUMMER GNG!!**

# Gold N' Grand

**JULY  
15-17**

## THURSDAY

*Welcome  
Party*

SUMMER FUN FEST  
2022

YOUTH CHALLENGE  
SCAVENGER HUNT

PICK UP YOUR FIRST CLUE  
IN THE SHOW OFFICE!

COME JOIN US FOR BBQ!!  
5-7PM

GIANT SLIDE &  
SNOW CONES!!

DAILY  
11AM-6PM



## FRIDAY



**DAILY SELFIE  
CHALLENGE**

ICE CREAM SOCIAL!!  
3-6PM



## SATURDAY

STICK HORSE BUILD

11AM - 1 PM

DESIGN YOUR MOUNTS FOR THE  
PARADE OF CHAMPIONS!!



PARADE OF  
CHAMPIONS & BBQ

STICK HORSE PARADE  
AND GREAT BBQ  
5-7PM

## SUNDAY



PANCAKE BREAKFAST!!  
7-9AM





THE MURIETA EQUESTRIAN CENTER PROUDLY PRESENTS THE

# Gold N Grand

**ALL BREED OPEN HORSE SHOW**

**July 15 - 17**

**SPRING 2022**

**JUDGES & OFFICIALS**

ALL JUDGES ARE CARDED & QUALIFIED

Tom McBeath  
Dolly Chayer  
Shane Young  
Sandra Curt  
Jan Larson  
Melissa Sexton  
Kathlyn Boggetta

**ENTRIES MUST BE POST MARKED BY – July 5, 2022**

SCHOOLING REINING & TRAIL ON July 14, 2022

**2023**

**SPRING**

**SUMMER**

**March 24-26**

**July 14-17**

FARRIER ON CALL  
RALEIGH DESIATO  
(209) 531-3449

VET ON SITE – DR. GARFINKLE  
(209) 304-0519

PHOTOGRAPHER  
GRANDPRIX PHOTOGRAPHY  
(707) 289-2823  
[GRANDPRIXPHOTO@GMAIL.COM](mailto:GRANDPRIXPHOTO@GMAIL.COM)  
[WWW.GRANDPRIXPHOTO.COM](http://WWW.GRANDPRIXPHOTO.COM)

# CLASS SCHEDULE

**JULY 14, 2022**  
**CLASS 300 – SCHOOLING REINING**  
(OPEN ARENA 12 PM – 1 PM)

## **ARENA 11 – START TIME 7:00 AM** **FRIDAY, SATURDAY & SUNDAY** **~ TENTATIVE SCHEDULE**

1. GNG REINING: NOVICE HORSE OPEN LEVEL 2  
FRI: PATTERN 10 - SAT: PATTERN 8 - SUN: PATTERN 11
2. GNG REINING: NOVICE HORSE NON-PRO LEVEL 2  
FRI: PATTERN 8 - SAT: PATTERN 12 - SUN: PATTERN 6
3. GNG REINING: SNAFFLE BIT / HACKAMORE (3, 4 & 5 YEAR OLDS)  
FRI: PATTERN 6 - SAT: PATTERN 11 - SUN: PATTERN 14
4. GNG REINING: ROOKIE 2  
FRI: PATTERN 14 - SAT: PATTERN 9 - SUN: PATTERN 8
5. GNG REINING: OPEN  
(OPEN TO ALL RIDERS AND HORSES REGARDLESS OF AGE OR MONEY EARNED)  
FRI: PATTERN 11 - SAT: PATTERN 6 - SUN: PATTERN 10
6. GNG REINING: NON-PRO (NON-PRO RIDERS)
7. GNG REINING: LIMIT NON-PRO  
FRI: PATTERN 8 - SAT: PATTERN 9 - SUN: PATTERN 14

## **ARENA 9 - START TIME 8:00 AM** **FRIDAY, SATURDAY & SUNDAY** **~ TENTATIVE SCHEDULE**

8. GNG REINING SHORT STIRRUP 10 & UNDER  
FRI: PATTERN A - SAT: PATTERN B - SAT: PATTERN A
9. GNG REINING: YOUTH 13 & UNDER \*REVISED AGE GROUP\*
- 50 GNG REINING: YOUTH 14 – 18 \*NEW CLASS/AGE GROUP\*
10. GNG REINING: ROOKIE YOUTH  
FRI: PATTERN 8 - SAT: PATTERN 6 - SAT: PATTERN 12

11. GNG REINING: GREEN AS GRASS
12. GNG REINING: GREEN REINER  
FRI: PATTERN 6 - SAT: PATTERN 12 - SAT: PATTERN 8

**\*FOLLOWED BY ALL RANCH REINING CLASSES\***

**\*CLASSES (6 & 7), (9, 10 & 50), (11 & 12)  
RUN CONCURRENT\***

ALL REINING CLASSES: WCRHA APPR - [WWW.WCRHA.COM](http://WWW.WCRHA.COM)

## **ARENA 9**

CLASSES BEGIN IMMEDIATELY AFTER CLASS 12

126. RANCH REINING: YOUTH 13 & U
125. RANCH REINING: WALK TROT 10 & U
121. RANCH REINING: YOUTH 14 – 18
122. RANCH REINING: AM 19 & O
123. RANCH REINING: AM SELECT 45 & O
124. RANCH REINING: OPEN

**THURSDAY**  
STABLE MIX ARENA  
SCHOOLING TRAIL OPENS AT 10 AM.

## **FRIDAY, SATURDAY & SUNDAY** **STABLE MIX ARENA – 8:30 AM**

AQHA CLASSES WILL RUN CONCURRENTLY WITH COMPARABLE GNG CLASSES, (ONLY ONE ROUND)

58. WALK/JOG TRAIL: YOUTH 10 & U
59. WALK/JOG TRAIL: YOUTH 18 & U
60. WALK/JOG TRAIL: LIMIT YOUTH 18 & U
61. WALK/JOG TRAIL: LIMIT AM 19 & O
62. WALK/JOG TRAIL: AMATEUR 19 & O
63. WALK/JOG TRAIL: AM SELECT 45 & O
64. WALK/JOG TRAIL: OPEN
65. TRAIL: 1ST & 2ND YEAR GREEN HORSE
66. TRAIL: AQHA HORSE LEVEL 1
67. TRAIL: LIMIT YOUTH 18 & UNDER
68. TRAIL: AQHA YOUTH LEVEL 1
69. TRAIL: LIMIT AMATEUR 19 & OVER
70. TRAIL: AQHA AMATEUR LEVEL 1
71. TRAIL: HORSES 5 & UNDER
72. TRAIL: AQHA JR. HORSE
73. TRAIL: YOUTH 13 & UNDER

**4A**

## **9:00 AM START**

74. TRAIL: YOUTH 14 – 18
75. TRAIL: AQHA YOUTH 18 & U
76. TRAIL: AMATEUR 19 & OVER
77. TRAIL: AQHA AMATEUR
78. TRAIL: AMATEUR SELECT 45 & O
79. TRAIL: AQHA AMATEUR SELECT
80. TRAIL: HORSES 6 & OVER
81. TRAIL: AQHA SENIOR HORSE
82. TRAIL: OPEN CHAMPIONSHIP SADDLE

**4B**

## **ARENA 16**

## **FRIDAY, SATURDAY & SUNDAY**

WILL START IMMEDIATELY FOLLOWING THE COMPLETION OF 5B  
OPEN BLOCK CLOSING TIMES TBD

129. RANCH HORSE TRAIL: YOUTH 10 & U
130. RANCH HORSE TRAIL: YOUTH 18 & U
131. RANCH HORSE TRAIL: AQHA YOUTH 18 & U
132. RANCH HORSE TRAIL: AM 19 & O
133. RANCH HORSE TRAIL: AM SELECT 45 & O
134. RANCH HORSE TRAIL: OPEN
135. RANCH HORSE TRAIL: AQHA SELECT
136. RANCH HORSE TRAIL: AQHA AMATEUR
137. RANCH HORSE TRAIL: AQHA OPEN

## **BREAK TO SET COURSE** **OPEN BLOCK**

138. EXTREME RANCH TRAIL: YOUTH
139. EXTREME RANCH TRAIL: AM
140. EXTREME RANCH TRAIL: OPEN



# CLASS SCHEDULE

## FRIDAY, SATURDAY & SUNDAY

### ARENA 5A ~ 8:00 AM

- 200. HALTER HORSES: YOUTH 18 & U
- 13. SHOWMANSHIP AT HALTER: LIMIT YOUTH 18 & U
- 14. SHOWMANSHIP AT HALTER: YOUTH 13 & U
- 15. SHOWMANSHIP AT HALTER: YOUTH 14 - 18
- 19. SHOWMANSHIP AT HALTER: YOUTH 10 & U

- 20. LEADLINE FREESTYLE: YOUTH 3 - 6
- 21. WESTERN HORSEMANSHIP: LIMIT YOUTH 18 & U
- 22. WESTERN HORSEMANSHIP: YOUTH 13 & U
- 23. WESTERN HORSEMANSHIP: YOUTH 14 - 18

- 27. WALK/JOG EQUITATION: YOUTH 10 & U
- 28. WALK JOG PLEASURE: YOUTH 10 & U

- 30. WALK JOG PLEASURE: HORSES 5 & U
- 31. WALK JOG PLEASURE: LIMIT YOUTH 18 & U

- 32. WALK JOG PLEASURE: YOUTH 18 & U
- 33. WALK JOG PLEASURE: LIMIT AM 19 & O
- 34. WALK JOG PLEASURE: AMATEUR 19 & O
- 35. WALK JOG PLEASURE: AM SELECT 45 & O
- 36. WALK JOG PLEASURE: HORSES 6 & O
- 37. WESTERN PLEASURE: LIMIT YOUTH 18 & U
- 38. WESTERN PLEASURE: 1ST/2ND YR GRN HORSE O
- 39. WESTERN PLEASURE: YOUTH 13 & U
- 40. WESTERN PLEASURE: HORSES 6 & OVER
- 41. WESTERN PLEASURE: YOUTH 14 - 18
- 42. WESTERN PLEASURE: LIMIT AMATEUR 19 & O

- 43. WESTERN PLEASURE: AM SELECT 45 & O
- 44. WESTERN PLEASURE: AMATEUR 19 & OVER
- 45. WESTERN PLEASURE: HORSES 5 & UNDER
- 46. WESTERN RIDING: YOUTH/AMATEUR
- 47. WESTERN RIDING: OPEN

\*\*\*\*SHORT BREAK\*\*\*\*

- 84. ENGLISH WALK/TROT: OPEN
- 85. ENGLISH WALK/TROT: YOUTH 13 & U
- 86. ENGLISH WALK/TROT: AMATEUR 19 & O
- 87. ENGLISH WALK/TROT: YOUTH 14-18
- 88. ENGLISH PLEASURE: OPEN
- 90. HUNTER UNDER SADDLE: AM 19 & O
- 91. HUNTER UNDER SADDLE: JR HORSE
- 92. HUNTER UNDER SADDLE: YOUTH 14-18
- 93. HUNTER UNDER SADDLE: SR HORSE
- 96. HUNTER UNDER SADDLE: YOUTH 13 & U
- 94. HUNT SEAT EQUITATION: YOUTH 14-18
- 95. HUNT SEAT EQUITATION: AMATEUR 19 & O
- 97. HUNT SEAT EQUITATION: YOUTH 13 & U

## FRIDAY, SATURDAY & SUNDAY

### ARENA 5B ~ 7:30 AM

- 201. HALTER HORSES: AMATEUR
- 202. HALTER HORSES: OPEN
- 16. SHOWMANSHIP AT HALTER: LIMIT AM 19 & O
- 17. SHOWMANSHIP AT HALTER: AMATEUR 19 & O
- 18. SHOWMANSHIP AT HALTER: AM SELECT 45 & O

- 24. WESTERN HORSEMANSHIP: LIMIT AM 19 & O
- 25. WESTERN HORSEMANSHIP: AMATEUR 19 & O
- 26. WESTERN HORSEMANSHIP: AM SELECT 45 & O
- 48. WESTERN HORSEMANSHIP WALK/JOG: YOUTH/AM

## FRIDAY, SATURDAY & SUNDAY ARENA 8 ~ 8:00 AM START

- 98. RANCH HORSE CONFORMATION: YOUTH 13 & U
- 100. RANCH HORSE CONFORMATION: YOUTH 14 - 18
- 101. RANCH HORSE CONFORMATION: AM 19 & O
- 102. RANCH HORSE CONFORMATION: AM SLCT 45 & O
- 103. RANCH HORSE CONFORMATION: OPEN
- 104. RANCH RIDING FLAT: YOUTH 14 - 18
- 99. RANCH RIDING FLAT: WALK TROT YOUTH 10 & U
- 105. RANCH RIDING FLAT: AMATEUR 19 & O
- 106. RANCH RIDING FLAT: YOUTH 13 & U
- 107. RANCH RIDING FLAT: AM SELECT 45 & O
- 108. RANCH RIDING FLAT: OPEN
- 109. RANCH RIDING: WALK TROT YOUTH 10 & U
- 110. AQHA RANCH RIDING: YOUTH 18 & U
- 111. AQHA RANCH RIDING: YOUTH LEVEL I
- 112. AQHA RANCH RIDING: AM LEVEL I
- 113. AQHA RANCH RIDING: AMATEUR
- 114. AQHA RANCH RIDING: SELECT
- 115. AQHA RANCH RIDING: OPEN
- 116. RANCH RIDING: YOUTH 14-18
- 117. RANCH RIDING: AM 19 & O
- 118. RANCH RIDING: YOUTH 13 & U
- 119. RANCH RIDING: AM SELECT 45 & O
- 120. RANCH RIDING: OPEN

## GOLD-N-GRAND AWARDS HIGH POINT DIVISIONS

### THE FOLLOWING CLASSES COUNT TOWARDS EACH PERSPECTIVE HIGHPOINT:

IN THE YOUTH 10 & UNDER DIVISION, RIDERS MUST COMPETE IN NO LESS THAN 5 OF THE CORRESPONDING CLASSES TO BE ELIGIBLE FOR THE HIGH POINT AWARD. IN THE YOUTH 13 & UNDER, LIMIT YOUTH 18 & UNDER, YOUTH 14-18, LIMIT AMATEUR 19 & OVER, AMATEUR 19 & OVER, AMATEUR SELECT AND ALL-AROUND OPEN RIDERS MUST COMPETE IN NO LESS THAN 5 OF THE CORRESPONDING CLASSES TO BE ELIGIBLE FOR A HIGH POINT DIVISION.

### **\*\*\*SPRING & SUMMER CIRCUIT AWARD IS BASED ON HORSE/RIDER COMBINATION\*\*\***

**\*A RIDER MAY ONLY WIN ONE DIVISION SADDLE PER SHOW\***

#### **YOUTH 10 & UNDER - WALK/TROT CLASSES ONLY**

*(One Horse/One Rider Combination)*

- HORSEMANSHIP AT HALTER: YOUTH 10 & U
- WALK/JOG EQUITATION: YOUTH 10 & U
- WALK/JOG PLEASURE: YOUTH 10 & U
- WALK/JOG TRAIL: YOUTH 10 & U
- WALK/JOG RANCH TRAIL: 10 & UNDER
- ENGLISH WALK/TROT: YOUTH 13 & U
- HALTER HORSES: YOUTH 18 & U

#### **YOUTH 13 & UNDER**

*(ONE HORSE/ONE RIDER COMBINATION)*

- SHOWMANSHIP AT HALTER: YOUTH 13 & U
- WESTERN HORSEMANSHIP: YOUTH 13 & U
- WALK/JOG PLEASURE: YOUTH 18 & U
- WESTERN PLEASURE: YOUTH 13 & U
- WESTERN RIDING: YOUTH/AMATEUR
- WALK/JOG TRAIL: YOUTH 18 & U
- TRAIL LIMIT: YOUTH 13 & U
- ENGLISH WALK/TROT: YOUTH 13 & U
- HUNTER UNDER SADDLE: YOUTH 13 & U
- HUNT SEAT EQ: YOUTH 13 & U
- HALTER HORSES: YOUTH 18 & U

#### **LIMIT YOUTH 18 & UNDER**

*(ONE HORSE/ONE RIDER COMBINATION)*

- SHOWMANSHIP AT HALTER: LIMIT YOUTH 18 & U
- WESTERN HORSEMANSHIP: LIMIT YOUTH 18 & U
- WALK/JOG PLEASURE: LIMIT YOUTH 18 & U
- WESTERN PLEASURE: LIMIT YOUTH 18 & U
- WALK/JOG TRAIL: LIMIT YOUTH 18 & U
- TRAIL LIMIT: YOUTH 18 & U
- ENGLISH WALK/TROT: YOUTH 13 & U
- ENGLISH WALK/TROT: YOUTH 14-18
- HUNTER UNDER SADDLE: YOUTH 13 & U
- HUNTER UNDER SADDLE: YOUTH 14-18
- HUNT SEAT EQ: YOUTH 13 & U
- HUNT SEAT EQ: YOUTH 14-18
- HALTER HORSES: YOUTH 18 & U

#### **YOUTH 14 – 18**

*(ONE HORSE/ONE RIDER COMBINATION)*

- SHOWMANSHIP AT HALTER: YOUTH 14 – 18
- WESTERN HORSEMANSHIP: YOUTH 14 – 18
- WALK/JOG PLEASURE: YOUTH 18 & U
- WESTERN PLEASURE: YOUTH 14 – 18
- WESTERN RIDING: YOUTH/AMATEUR
- WALK/JOG TRAIL: YOUTH 18 & U
- TRAIL: YOUTH 14 – 18
- ENGLISH WALK/TROT: YOUTH 14-18
- HUNTER UNDER SADDLE: YOUTH 14-18
- HUNT SEAT EQ: YOUTH 14-18
- HALTER HORSES: YOUTH 18 & U

#### **OPEN TRAIL CHAMPIONSHIP CLASS SADDLE**

**\*\*\*MUST HAVE SHOWN & SCORED ALL 3 DAYS. A 'ZERO' SCORE WILL NOT BE**

**ELIGIBLE\*\*\***

- TRAIL: OPEN CHAMPIONSHIP SADDLE

#### **LIMIT AMATEUR 19 & OVER**

*(ONE HORSE/ONE RIDER COMBINATION)*

- SHOWMANSHIP AT HALTER: LIMIT AM 19 & O
- WESTERN HORSEMANSHIP: LIMIT AM 19 & O
- WALK/JOG PLEASURE: LIMIT AM 19 & O
- WESTERN PLEASURE: LIMIT AM 19 & O
- TRAIL WALK/JOG: LIMIT AM 19 & O
- TRAIL LIMIT: AM 19 & O
- ENGLISH WALK/TROT: AM 19 & O
- HUNTER UNDER SADDLE: AM 19 & O
- HUNT SEAT EQ: 19 & O
- HALTER HORSES: AMATEUR

#### **AMATEUR 19 & OVER**

*(ONE HORSE/ONE RIDER COMBINATION)*

- SHOWMANSHIP AT HALTER: AMATEUR
- WESTERN HORSEMANSHIP: AMATEUR 19 & O
- WALK/JOG PLEASURE: AMATEUR 19 & O
- WESTERN PLEASURE: AMATEUR 19 & O
- WESTERN RIDING: AMATEUR 19 & O
- WALK/JOG TRAIL: AMATEUR 19 & O
- TRAIL: AMATEUR 19 & O
- ENGLISH WALK/TROT: AM 19 & O
- HUNTER UNDER SADDLE: AM 19 & O
- HUNT SEAT EQ: 19 & O
- HALTER HORSES: AMATEUR

#### **AMATEUR SELECT 45 & OVER**

*(ONE HORSE/ONE RIDER COMBINATION)*

- SHOWMANSHIP AT HALTER: AM SELECT 45 & O
- WESTERN HORSEMANSHIP: AM SELECT 45 & O
- WALK/JOG PLEASURE: AM SELECT 45 & O
- WESTERN PLEASURE: AM SELECT 45 & O
- WESTERN RIDING: YOUTH/AMATEUR
- WALK/JOG TRAIL: AM SELECT 45 & O
- TRAIL: AMATEUR SELECT 45 & O
- ENGLISH WALK/TROT: AM 19 & O
- HUNTER UNDER SADDLE: AM 19 & O
- HUNT SEAT EQ: 19 & O
- HALTER HORSES: AMATEUR

#### **ALL AROUND OPEN HORSE**

- WALK/JOG PLEASURE: 5 & UNDER
- WALK/JOG PLEASURE: 6 & OVER
- WESTERN PLEASURE: 6 & OVER
- WESTERN PLEASURE: 5 & U
- WESTERN RIDING: OPEN
- TRAIL: WALK/JOG OPEN
- TRAIL: HORSES 5 & OVER
- TRAIL: HORSES 6 & OVER
- TRAIL: OPEN CHAMPIONSHIP
- ENGLISH WALK/TROT: OPEN
- ENGLISH PLEASURE: OPEN
- HUNTER UNDER SADDLE: JR. HORSE
- HUNTER UNDER SADDLE: SR. HORSE
- HALTER HORSES: OPEN

### **IMPORTANT**

**LIMIT RIDERS  
CAN NOT  
HAVE WON A  
PREVIOUS  
LIMIT  
SADDLE**

**\*MANAGEMENT RESERVES THE RIGHT TO CANCEL OR COMBINE A HIGH POINT DIVISION WITH LESS THAN FIVE PARTICIPANTS**

## 2022 FACILITY SPONSORS

WHEN POSSIBLE, PLEASE CHOOSE YOUR PRODUCTS OR SERVICES FROM THE SPONSORS LISTED BELOW. WE APPRECIATE THEIR SUPPORT OF THE MURIETA EQUESTRIAN CENTER AND THE WEST COAST EQUINE FOUNDATION

### PLATINUM SPONSOR



### PREMIER SPONSORS



THE  
MURIETA  
INN AND SPA



### SILVER SPONSORS



Raley's

### BRONZE SPONSORS



### HOST HOTELS



### FRIEND SPONSORS

CALIFORNIA WASTE RECOVERY  
D2 TRAILER  
GIPSON GOLF CARTS  
HIP ENTERTAINMENT & EVENTS  
VAN VLECK SPORT HORSES  
WEST COAST HORSEMAN



GOLD-N-GRAND AWARDS  
**HIGH POINT DIVISION AWARDS**

**\*\*\*HIGH POINT OPEN REINING\*\*\*  
SADDLE**

★ OPEN REINING

(\*\*\*MUST HAVE SHOWN AND SCORED ALL 3 DAYS. A 'ZERO' SCORE WILL NOT BE ELIGIBLE\*\*\*)  
(MUST HAVE A MINIMUM OF SEVEN HORSES IN DIVISION TO AWARD SADDLE)

**\*\*\*RANCH HORSE HIGH POINT DIVISION\*\*\*  
SADDLES**

(\*\*\*MUST ENTER A MINIMUM OF FIVE CLASSES TO BE ELIGIBLE FOR HIGH POINT\*\*\*)

YOUTH 13 & U	YOUTH 14 - 18	AMATEUR 19 & O	AMATEUR SELECT 45 & O	OPEN RANCH HORSE
Class 98, 106, 118, 126, 130, 138	Class 100, 104, 116, 121, 130, 138	Class 101, 105, 117, 122, 132, 139	Class 102, 107, 119, 123, 133, 139	Class 103, 108, 120, 124, 134, 140

**RANCH HORSE YOUTH 10 & U HIGH POINT**  
(NOT A SADDLE AWARD)

98, 99, 109, 125, 129  
(MUST SHOW ALL FIVE CLASSES)

**\*\*ALL NEW\*\***

**EXTREME RANCH TRAIL OPEN SADDLE  
TO HIGH POINT WINNER**

(MUST HAVE A MINIMUM OF SEVEN HORSES IN DIVISION TO AWARD SADDLE)

**\*\*\*ENGLISH HIGH POINT AWARDS\*\*\***

(\*\*\*MUST ENTER 3 CLASSES TO BE ELIGIBLE FOR HIGH POINT\*\*\*)

Youth 13 & U	Youth 14-18	AMATEUR	OPEN
Class 85, 96, 97	Class 87, 92, 94	Class 86, 90, 95	Class 84, 88, 91, 93

THANK YOU TO OUR GOLD'N' GRAND SPONSORS

HIGH POINT SPONSORS

ARTHRAMID<sup>®</sup> VET



GOLD SPONSORS



CHAMPION BUCKLE SPONSORS



**We have you covered!**

*Equine Mortality  
Equine Liability  
Farm & Ranch  
Workers Compensation*



**PARKER  
EQUINE  
INSURANCE**

**WWW.EQUINE-INS.COM - (800) 321-5723**

**BELAIR.**

## Fresh and Delicious To-Go!

Chomping at the bit for a  
quick and satisfying meal or  
refreshment?



**Freshly Made Sushi**



**Artisan Bakery**



**Chocolate Fish Coffee**



**Organic Juice Bar**

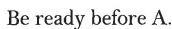


**Gallop over to 7315 Murieta Drive or shop online for store pickup at [raleys.com/shop](http://raleys.com/shop)**



Friday  
5A

Ship Limited Youth #13 & 14  
& 13 & Under



1. Walk to A.
2. Trot to B as shown.
3. Stop at B and perform a full turn.
4. Walk to C.
5. Perform a 180 degree turn and trot to Judge.
6. Perform a 1/4 turn and set up for inspection.
7. When dismissed, exit at a trot.

Follow the instructions of your ring steward.

Walk -----

Trot — — — — —

**Back** 

Marker  B

**Judge**

[S/2-91]

## Judges

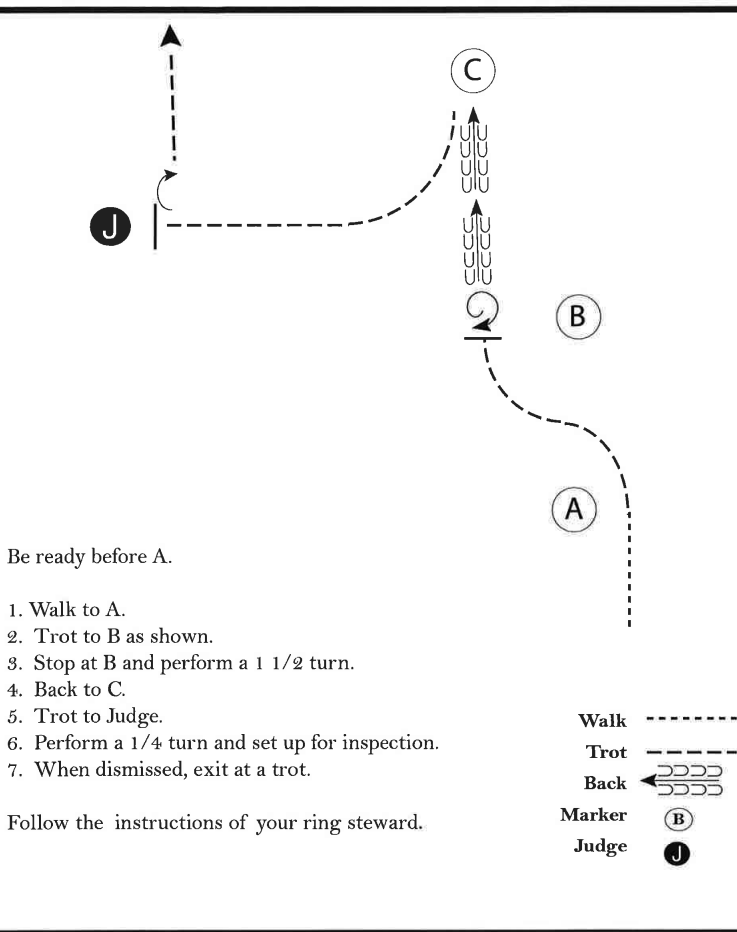
# Gold-N-Grand Spring Show

Friday  
5A

showmanship Youth, #15 Youth 14-18

www.HorseShowPatterns.com

www.HorseShowPatterns.com



[S/3-91]

Pattern Provided by:

Judges

©2022 HorseShowPatterns.com, All Rights Reserved.

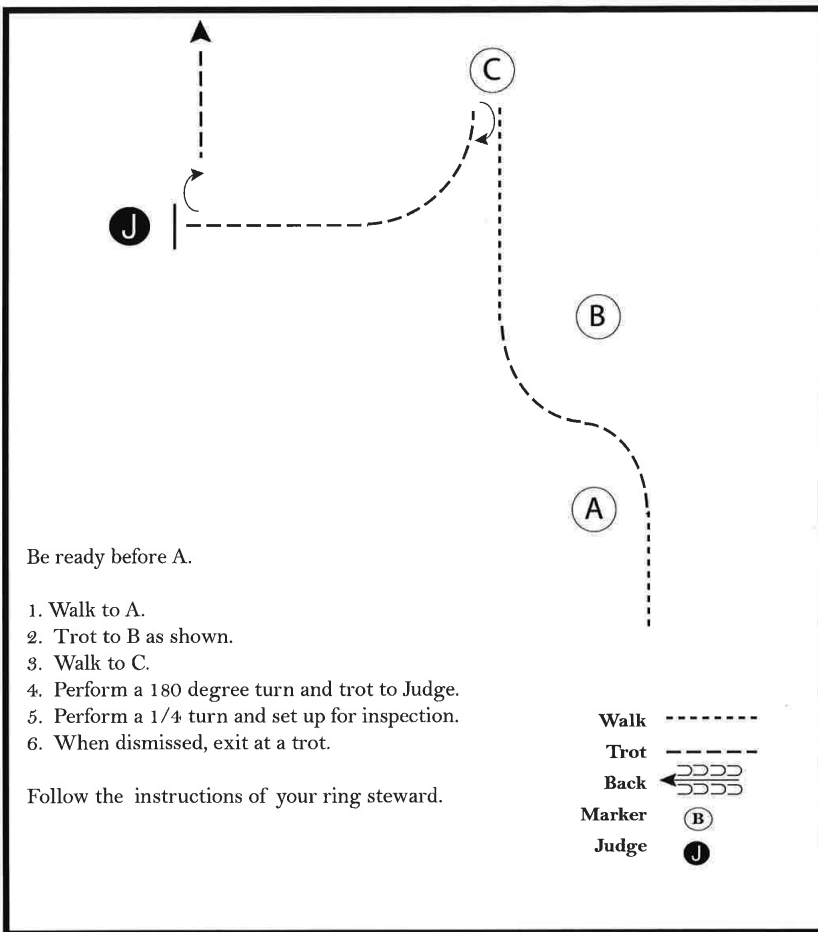
# Gold-N-Grand Spring Show

Showmanship 10 & U #19

Friday  
SA

www.HorseShowPatterns.com

www.HorseShowPatterns.com



Pattern Provided by:

*Judges*

©2022 HorseShowPatterns.com. All Rights Reserved.

[S/1-91]



Friday 5B

# Gold N Grand

Showmanship class 116

Lmt  
Am 19&O/

www.HorseShowPatterns.com

www.HorseShowPatterns.com

Be ready at A.

1. When acknowledged, walk half way to Judge.
2. Stop and perform a 1/4 turn.
3. Back approximately one horse length.
4. Walk until even with Judge.
5. Trot in a half circle to Judge.
6. Stop and set up for inspection.
7. When dismissed, perform a 1/2 turn and walk straight away from Judge.

Walk -----

Trot -----

Back ←=====

Marker (B)

Judge (J)

Follow the instructions of your ring steward.

Pattern Provided by:

Judges

[S/1-80]

Friday 5B

# Gold N Grand

Showmanship

# 17 /Am 19 & O/Am Select) # 18

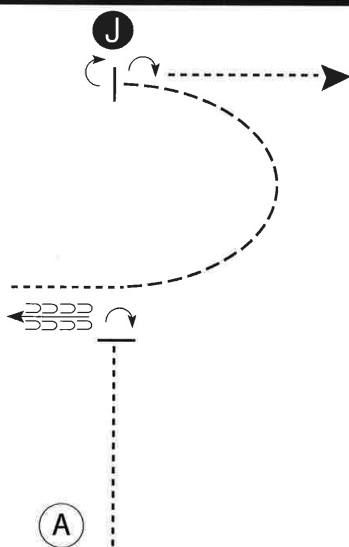
www.HorseShowPatterns.com

www.HorseShowPatterns.com

Be ready at A.

1. When acknowledged, walk half way to Judge.
2. Stop and perform a 1/4 turn.
3. Back approximately one horse length.
4. Walk until even with Judge.
5. Trot in a half circle until even with Judge.
6. Perform a 1/4 turn, stop and set up for inspection.
7. When dismissed, perform a 1/4 turn and walk straight away from Judge.

Follow the instructions of your ring steward.



Walk -----  
Trot - - - - -  
Back ← 〰〰〰〰〰  
Marker (B)  
Judge (J)

Pattern Provided by:

Judges

©2022 HorseShowPatterns.com. All Rights Reserved.

[S/2-80]

# Gold-N-Grand Spring Show

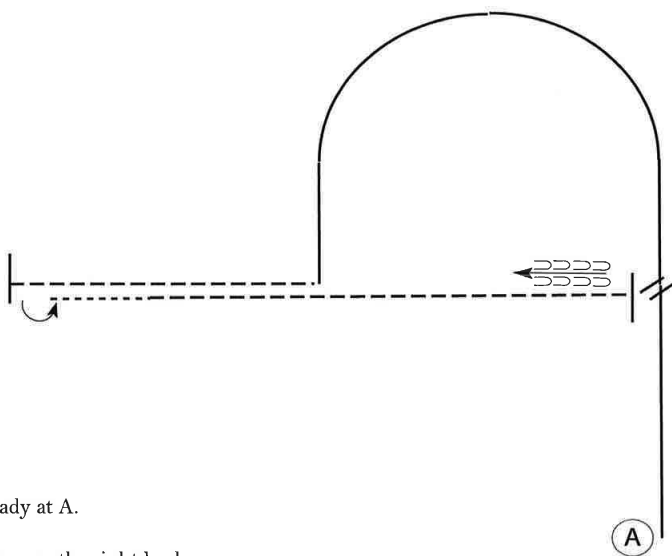
#21 #22  
Horsemanship Limited Youth & Under

Friday  
5A

Show Date: March 25 thru 27, 2022



www.HorseShowPatterns.com

www.HorseShowPatterns.com



Be ready at A.

1. Lope on the right lead.
2. Perform a simple lead change in the middle of your line.
3. Lope in an arc to the middle of your pattern.
4. Break to a jog and jog a corner to the right.
5. Perform 1/2 turn to the left.
6. Walk halfway to middle.
7. Jog until even with A as shown.
8. Stop and back.

Walk -----  
Jog - - - - -  
Extended Jog - - - - -  
Lope \_\_\_\_\_  
Lead Change   
Back   
Marker (B)

Pattern Provided by:

Judges

[WH/1-112]

# Gold-N-Grand Spring Show <sup>Friday</sup> 5A



Horsemanship Youth #23 14-18

www.HorseShowPatterns.com

www.HorseShowPatterns.com

Be ready at A.

1. Lope on the right lead.
2. Change leads in the middle of your line.
3. Lope in an arc to the middle of your pattern.
4. Break to a jog and jog a corner to the right.
5. Perform 1 1/2 turns to the left.
6. Walk halfway to middle.
7. Lope on the right lead until you are halfway to A as shown.
8. Jog to A. Stop and back.

Walk	-----
Jog	- - - - -
Extended Jog	— — — — —
Lope	—————
Lead Change	
Back	
Marker	(B)

Pattern Provided by:

Judges

©2022 HorseShowPatterns.com. All Rights Reserved.

[WH/2-112]

# Gold-N-Grand Spring Show Friday 5A



## Horsemanship, #27 Youth 10 & under

www.HorseShowPatterns.com

www.HorseShowPatterns.com

Be ready at A.

1. Walk to middle of pattern.
2. Jog in an arc to the middle of your pattern.
3. Stop and back.

Walk	-----
Jog	- - - - -
Extended Jog	=====
Lope	=====
Lead Change	
Back	
Marker	(B)

Pattern Provided by:  
*Judges*

[WH/WT-112]

# Gold N Grand

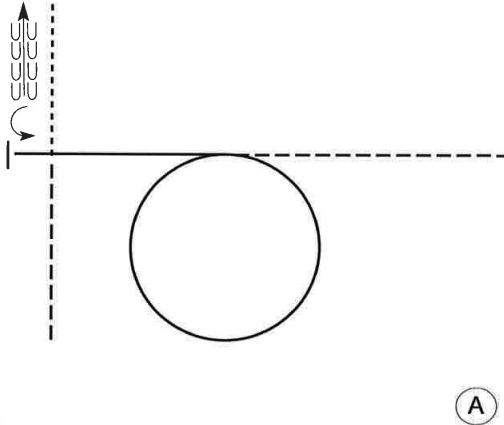
Friday 5B

Horsemanship

# 24  
'Limit Am 19&O/

www.HorseShowPatterns.com

www.HorseShowPatterns.com



Be ready at A.

1. Perform a jog from A and a square corner toward center of pattern.
2. Lope a left lead circle.
3. Close the circle and continue loping on the left lead in a straight line.
4. Stop and perform a 1/4 turn to the left.
5. Back approximately one horse length.
6. Walk until you cross your line.
7. Exit arena at a jog.

Walk	-----
Jog	- - - - -
Extended Jog	=====
Lope	=====
Lead Change	=====
Back	=====
Marker	(B)

Pattern Provided by:

Judges

[WH/1-104]

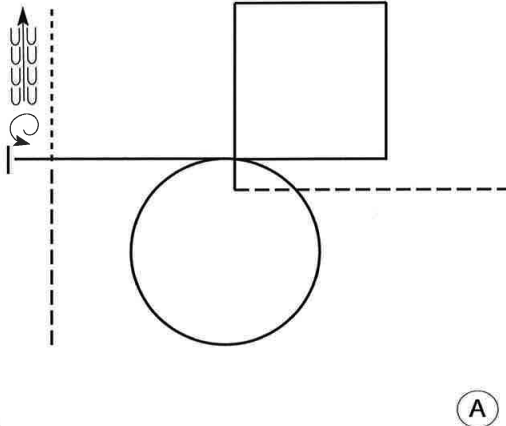


# Gold N Grand

## Western Horsemanship

# 25 # 24  
./Am 19 & O/Am Select)

Show Date: 03-25/27-2022



Be ready at A.

1. Perform a jog from A and a square corner toward center of pattern.
2. Make a square corner right at center.
3. Lope a right lead square.
4. Change leads at center and lope a left lead circle.
5. Close the circle and continue loping on the left lead in a straight line.
6. Stop and perform a  $1\frac{1}{4}$  turn to the left.
7. Back 5 steps.
8. Walk until you cross your line.
9. Exit arena at a jog.

**Walk** - - - - -

**Jog**      — — — — —

Extended Jog — — —

**Lope** \_\_\_\_\_

**Lead Change** ~~≠~~

**Back** 

Marker **B**

[WH/2-104]

**Pattern Provided by:**

## Judges

# Gold N Grand

Friday 5B

## Western Horsemanship (Walk/JogAm/Youth) # 48

www.HorseShowPatterns.com

www.HorseShowPatterns.com

Be ready at A.

1. Perform a jog from A and a square corner toward center of pattern.
2. Continue the jog in a straight line.
3. Stop and perform a 1/4 turn to the left.
4. Back approximately one horse length
5. Walk until you cross your line.
6. Exit arena at a jog.

Walk	-----
Jog	- - - - -
Extended Jog	— — — — —
Lope	
Lead Change	
Back	
Marker	(B)

[WH/WT-104]

Pattern Provided by:

Judges

©2022 HorseShowPatterns.com. All Rights Reserved.

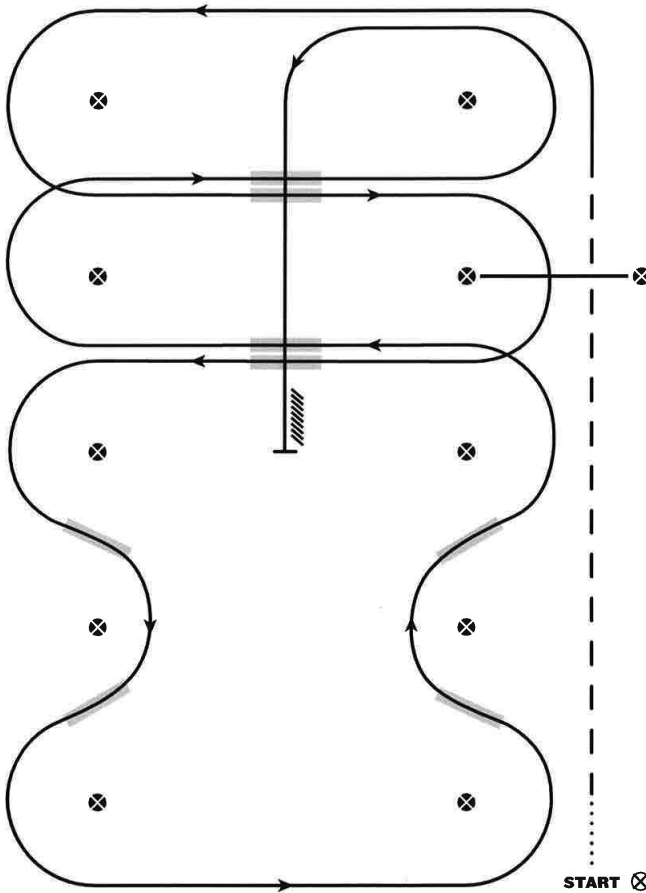
Friday

# LEGEND

.....	Walk
---	Jog
—	Lope
	Back
■	Lead Changing Area

CLASS  
46+47

## WESTERN RIDING - PATTERN 3



1. Walk at least 15 feet from start cone to the first marker, transition to jog, jog over log.
2. Transition to the lope left lead
3. First crossing change
4. Lope over log
5. Second crossing change
6. First line change
7. Second line change
8. Third line change
9. Fourth line change
10. Third crossing change
11. Fourth crossing change
12. Lope up the center, stop & back

# Gold-N-Grand Spring Show

## Hunt Seat Equitation Youth & Amateur

Friday  
Arena 5

Show Date: \_\_\_\_\_

www.HorseShowPatterns.com

www.HorseShowPatterns.com

Be ready at A.

1. Walk two horse lengths then posting trot on the left diagonal past the center of the arena.
2. Stop and back approximately two horse lengths.
3. Perform a 90 degree turn on the forehand to the left.
4. Canter a circle on the right lead.
5. Perform a simple or flying lead change.
6. Canter on the left lead.
7. Posting trot on the right diagonal then walk two horse lengths. Pattern is complete, exit at a sitting trot.

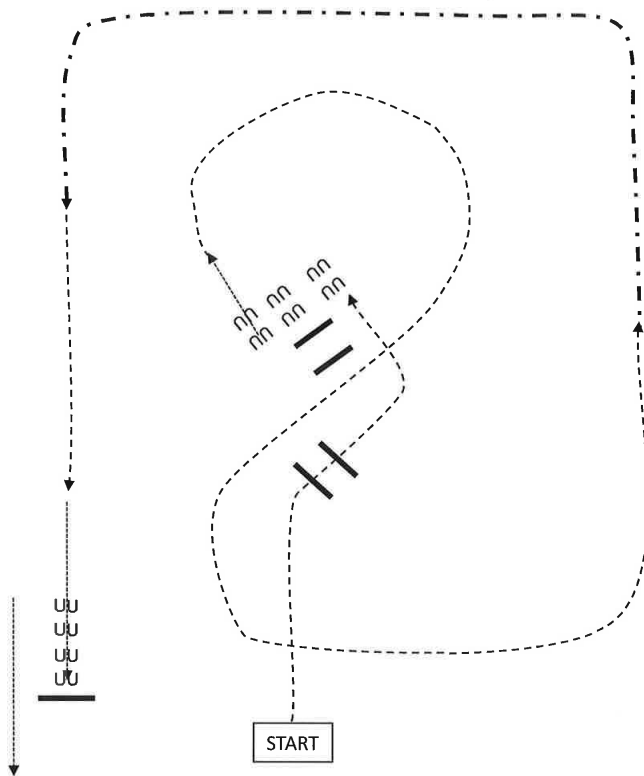
Walk	-----
Trot	- - - - -
Extended Trot	=====
Canter	~~~~~
Leg Yield	
Lead Change	↗↘
Back	←←←←←
Marker	(B)
Sidepass	←-----→
Hand Gallop	-----

Pattern Provided by:  
*Judges*

[HSE/2-82]

# RANCH RIDING #109 W/T 10 & UNDER

FRIDAY



1. TROT
2. TROT 1 SET OF LOGS
3. STOP AFTER 2<sup>ND</sup> POLE-SIDE-PASS LEFT
4. WALK
5. TROT
6. EXTENDED TROT
7. TROT
8. WALK
9. STOP AND BACK

WALK OUT TO EXIT

## FRIDAY

[illegible]

1. Trot
2. Trot two sets of logs
3. Trot circle, stop and side pass log left
4. Walk
5. Lope right lead
6. Change leads (simple or flying)
7. Lope left lead
8. Extended lope (left lead)
9. Extended trot
10. Trot
11. Walk
12. Stop and back
13. 360 degree turn each direction (either direction 1st) (L-R or R-L)

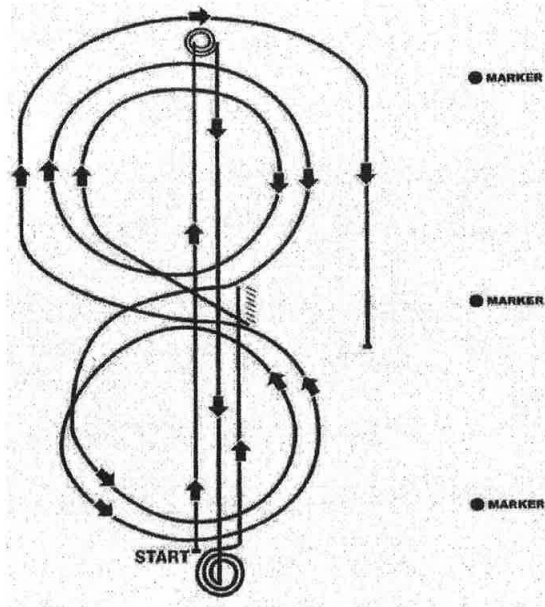
Note: The drawn description of this pattern is only intended for the general depiction of the pattern. Exhibitors should utilize the arena space to best exhibit their horses.



GNG FRIDAY

**RANCH REINING PATTERN 4**

Classes 121-126

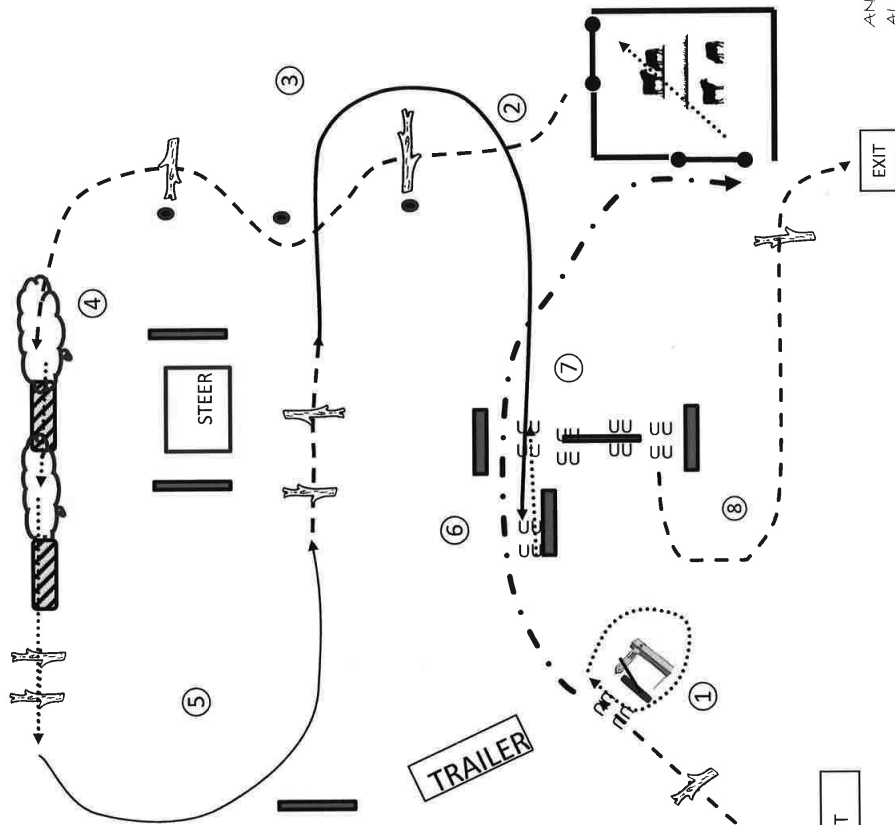


**Mandatory Marker along Fence or Wall** The judge shall indicate with markers on arena fence or wall the center of pattern. Judge shall also end place markers on fence or wall at least 50' from each end of the arena.

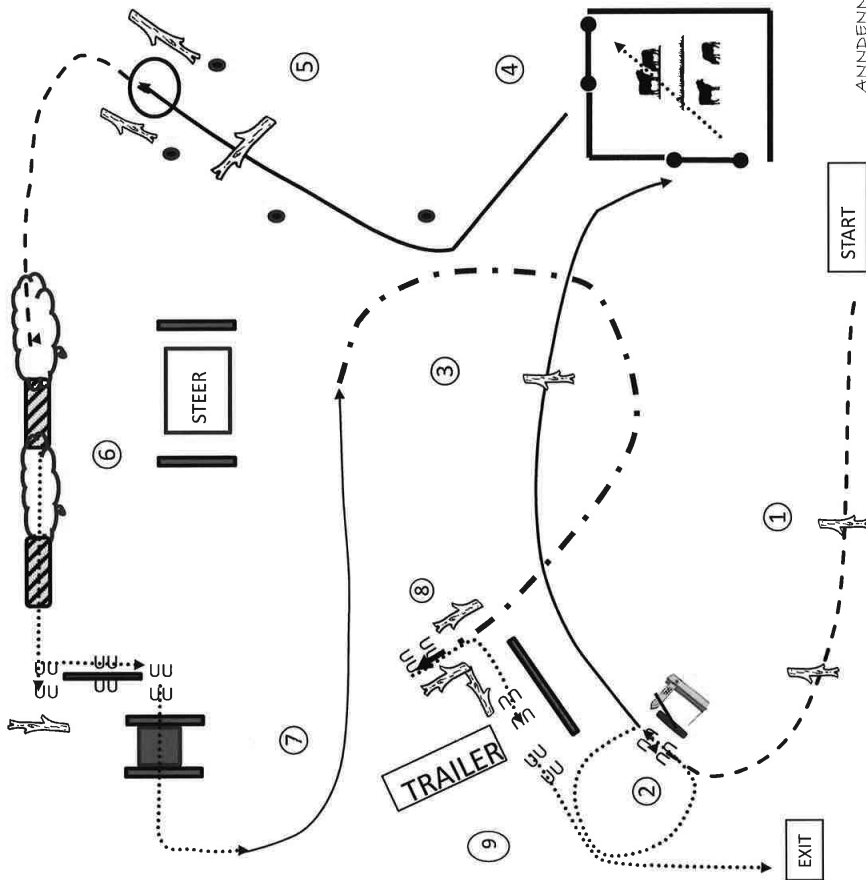
Ride pattern as follows:

1. Run up center of arena past the end marker and do a sliding stop.
2. Complete 3 1/2 spins to the left.
3. Run down to opposite end of arena, past the end marker and do a sliding stop.
4. Complete 3 1/2 spins to the right.
5. Run past the center marker and do a sliding stop. Back at least 10 feet. Complete 1/4 turn to the left; hesitate.
6. Beginning on right lead, complete two circles to the right - the first one small and slow, the second one large and fast. Change leads at center of arena.
7. Complete two circles to the left - the first one small and slow, the second one large and fast. Change leads at center of arena.
8. Begin a large circle to the right but do not close this circle. Run down the right side of the arena, past the center marker and do a sliding stop at least 20 feet from the fence. Hesitate to show completion of pattern.

# RANCH TRAIL-FRIDAY



# EXTREME RANCH TRAIL-FRIDAY



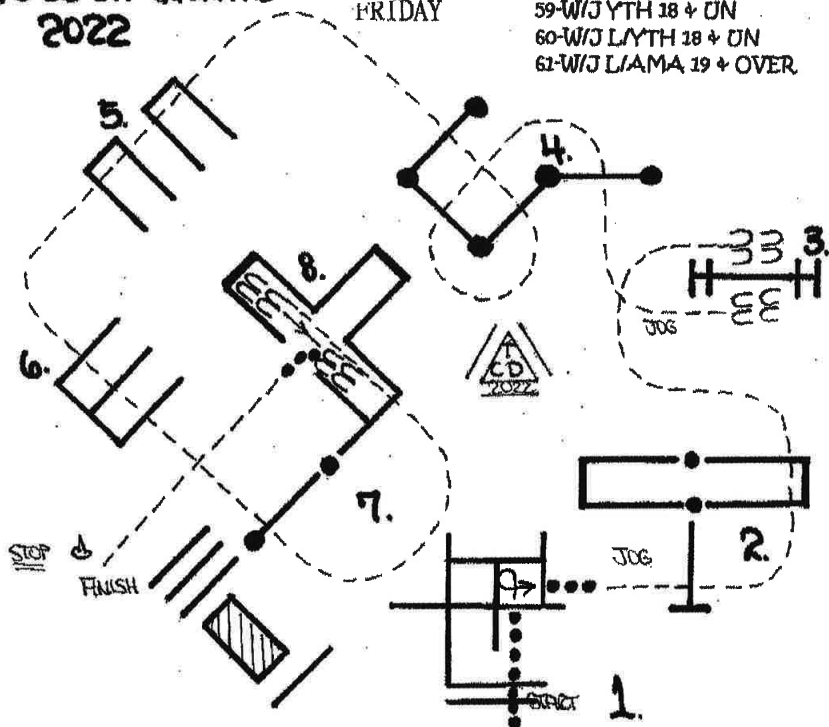
- 1 TROT OVERS TO DRAG-STOP
- 2 PICK UP ROPE-COIL & DALLY DRAG LEFT  
CIRCLE AT WALK OR TROT-PUT LOG  
BACK TO START HANG ROPE-YOUTH WILL  
NOT DRAG-TROT IN -AT DRAG PICK UP  
RL LOPE OVER LOG
- 3 RL LOPE OVER LOG TO GATE
- 4 STOP-PUSH GATE OPEN EITHER HAND-RIDE  
THRU CLOSE-WALK THRU COW'S  
EXIT 2<sup>ND</sup> GATE PUSH OPEN EITHER HAND  
CLOSE GATE
- 5 RL LOPE OVER LOG INTO CHUTE-STOP  
360 RT OR LEFT- TROT OUT
- 6 CONTINUE TROTGING HALF WAY UP  
MOUND-BREAK TO A WALK-DO NOT STOP  
WALK BRIDGES- STOP-SIDEPASS LOG LEFT  
WALK THRU BOX
- 7 LL LOPE-BREAK TO EXTENDED TROT
- 8 EXTENDED TROT INTO CHUTE-STOP  
BACK TO TRAILER
- 9 DISMOUNT-LOAD HORSE IN TRAILER  
UNLOAD-RIDER MAY LEAD OR SEND HORSE  
IN TRAILER-EITHER BACK OUT OR TURN  
AROUND IN TRAILER AND HEAD OUT  
PATTERN COMPLETE-LEAD HORSE OUT  
TO EXIT

# Arena 4A

GOLDEN GRAND  
2022

FRIDAY

58-W/J YTH 10 + ON  
59-W/J YTH 18 + ON  
60-W/J L/YTH 18 + ON  
61-W/J L/AMA 19 + OVER



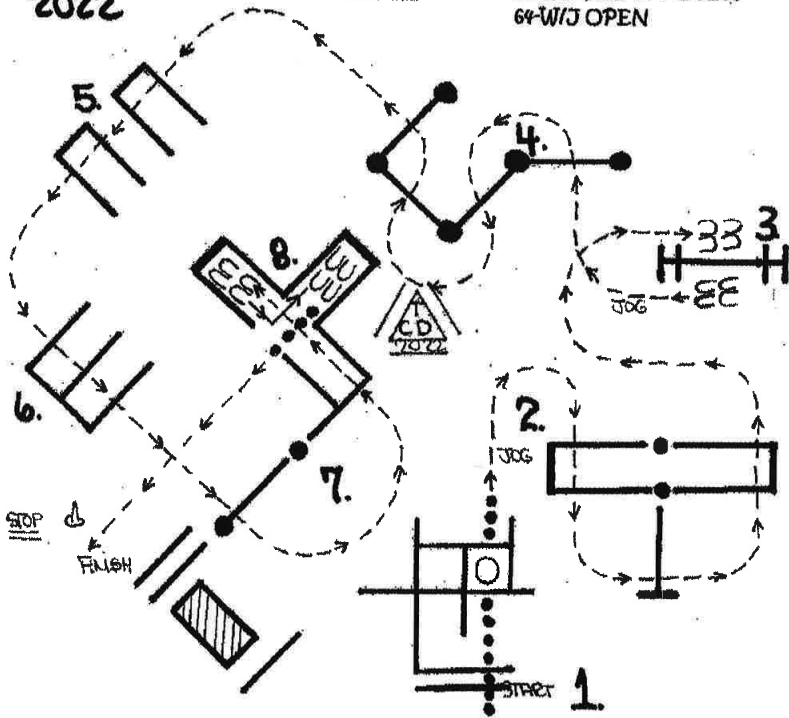
1. WALK OVER POLES INTO BOX 3/4 LEFT WALK OUT
2. JOG OVER 2 POLES TO GATE
3. GATE (RH) RIDE THRU CLOSE
4. JOG THRU SERPENTINE & OVER POLES
5. JOG OVER 4 POLES
6. JOG OVER 3 POLES
7. JOG OVER 2 POLES INTO CHUTE
8. BACK STRAIGHT BACK WALK OUT OF CHUTE & JOG TO CONE AND STOP

# GOLDEN GRAND 2022

FRIDAY

Arena 4A

62-W/J AMA 19 + OVER  
63-W/J SEL 45 + OVER  
64-W/J OPEN

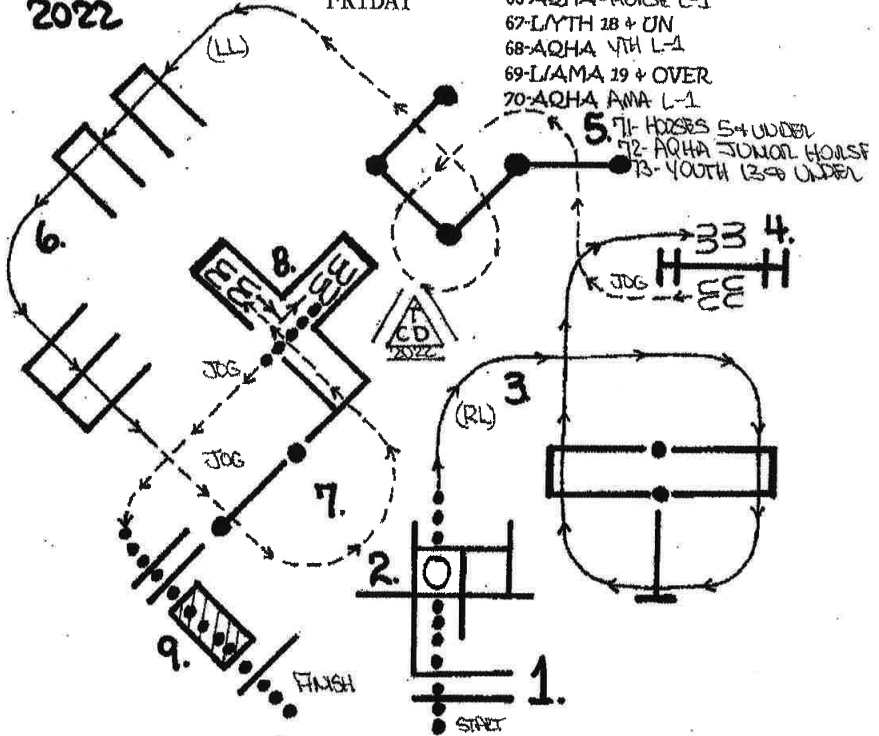


1. WALK OVER POLES INTO BOX 360 EITHER WAY WALK OUT
2. JOG OVER 5 POLES TO GATE
3. GATE:(RH) RIDE THRU CLOSE
4. JOG THRU SERPENTINE & OVER POLES
5. JOG OVER 4 POLES
6. JOG OVER 3 POLES
7. JOG OVER 2 POLES INTO CHUTE
8. BACK THRU POLES WALK OUT OF CHUTE & JOG TO CONE AND STOP

# Arena 4A

## GOLDEN GRAND 2022

FRIDAY



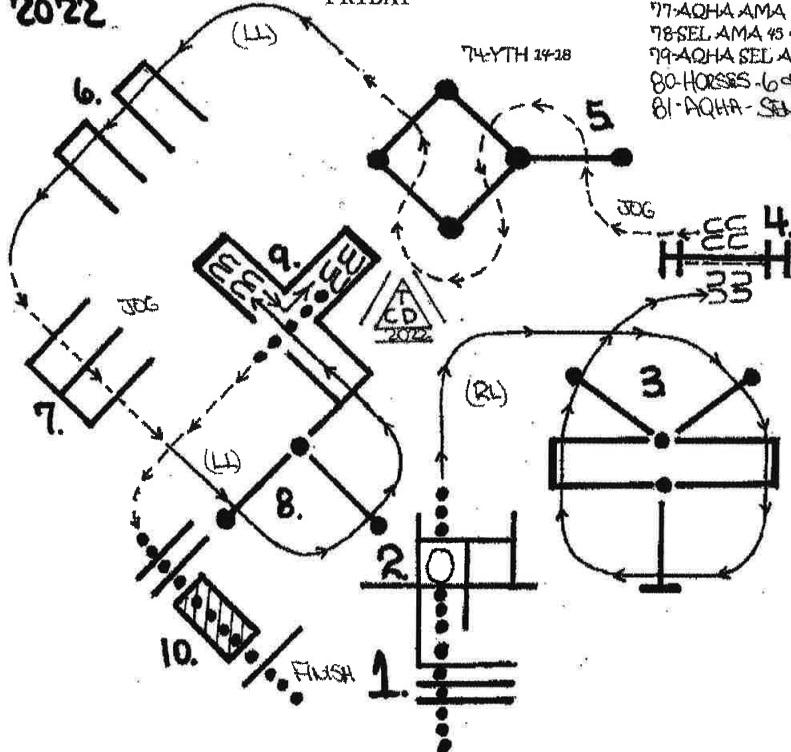
1. WALKOVER POLES TO BOX
2. WALK INTO BOX 360 EITHER WAY WALK OUT
3. LOPE OVER POLES (RL) TO GATE
4. GATE (RH) RIDE THRU CLOSE
5. JOG THRU SERPENTINE & OVER POLES
6. LOPE OVER POLES (LL)
7. JOG OVER 2 POLES INTO CHUTE
8. BACK THRU POLES WALK OUT OF CHUTE & JOG TO POLES
9. WALK OVER POLES & BRIDGE

# GOLDEN GRAND 2022

FRIDAY

Area 4B

75 AQHA YTH 19-28  
76 AMA 29 + OVER  
77 AQHA AMA  
78 SEL AMA 43 + OVER  
79 AQHA SEL AMA  
80 HORSES - 6 & OVER  
81 AQHA - SENIOR HORSE

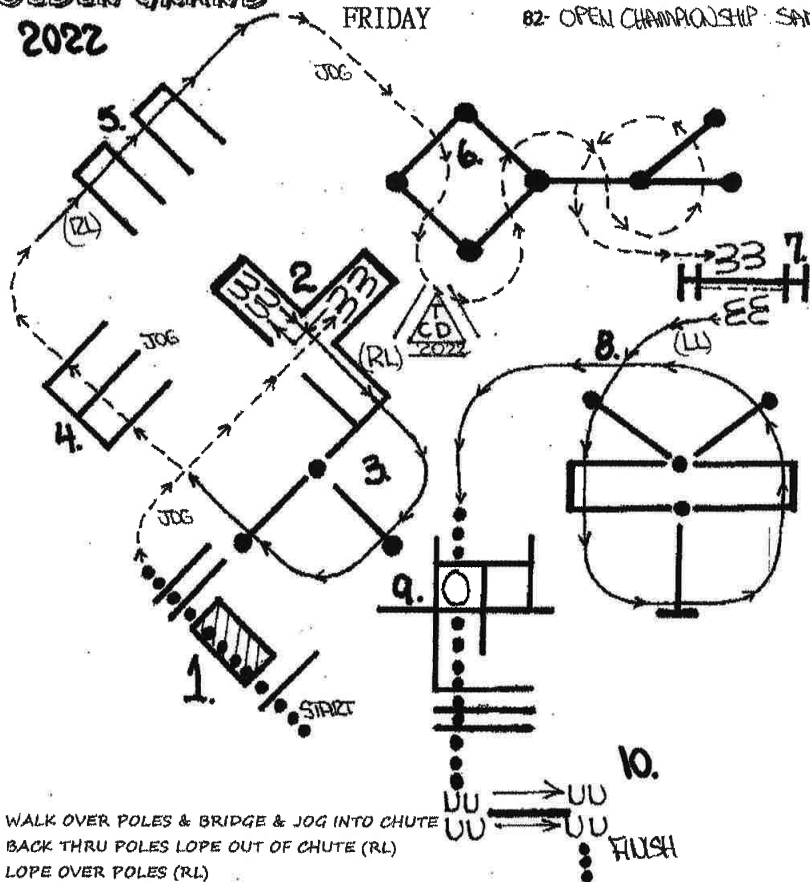


1. WALK OVER ... POLES TO BOX
2. WALK INTO BOX 360 EITHER WAY WALK OUT
3. LOPE OVER POLES (RL) TO GATE
4. GATE (LH) RIDE THRU OVER POLE CLOSE
5. JOG THRU SERPENTINE & OVER POLES
6. LOPE OVER POLES (LL)
7. JOG OVER POLES
8. LOPE OVER POLES (LL) & INTO CHUTE
9. BACK THRU POLES WALK OUT OF CHUTE & JOG TO POLES
10. WALK OVER POLES & BRIDGE

# GOLDEN GRAND 2022


FRIDAY

Arena 40  
82- OPEN CHAMPIONSHIP SADDLE




1. WALK OVER POLES & BRIDGE & JOG INTO CHUTE
2. BACK THRU POLES LOPE OUT OF CHUTE (RL)
3. LOPE OVER POLES (RL)
4. JOG OVER POLES
5. LOPE OVER POLES (RL)
6. JOG THRU SERPENTINE & OVER POLES TO GATE
7. GATE:(RH) RIDE THRU OVER POLE CLOSE
8. LOPE OVER POLES (LL)
9. WALK INTO BOX 360 EITHER WAY WALK OUT OVER POLES TO SIDE PASS
10. SIDE PASS LEFT OVER POLE





**GGT**  
GERMAN GEO TEXTILE  
FOOTING

Contact Cynthia Brewster Keating  
864-804-0011  
[www.ggtfooting.com](http://www.ggtfooting.com)




SCAN ME




**IS PROUD TO SPONSOR**  
**MURIETA EQUESTRIAN CENTER**

ASK ABOUT WATERFREE FOOTING  
ASK ABOUT OUR WESTERN BLEND OF FOOTING

ARENA CONDITIONERS | ARENA FOOTING | ARENA MATTING SYSTEMS




**Premier**  
EQUINE  
CENTER



**OUR TOP OF THE LINE REHABILITATION CENTER FEATURES**

Veterinary Discharged Rehabilitation	Cold Salt Water Spa	Vibration Therapy Stall
4 Covered Eurocisers	Underwater Treadmill	K Laser Class 4 Laser Therapy
	Equine Swimming Pool	





ELK GROVE MILLING, INC.  
**STABLE MIX FUTURITY™**  
FOR YOUNG HORSES IN TRAINING  
*For Healthier, Happier Horses*

**Stable Mix choices for the Performance Horses in your barn:**

Futurity	Sport Horse Mix
<ul style="list-style-type: none"> <li>■ 5/32" Pellet</li> <li>■ Energy Source: Oats</li> <li>■ Both have our unique Stable Mix™ blend of vitamins and minerals.</li> <li>■ Prebiotics and probiotics to help with stressful training or show schedules.</li> </ul>	<ul style="list-style-type: none"> <li>■ 1/4" Pellet</li> <li>■ Energy Source: Copra Meal</li> </ul>

For more information, visit: [www.ElkGroveMilling.com](http://www.ElkGroveMilling.com)

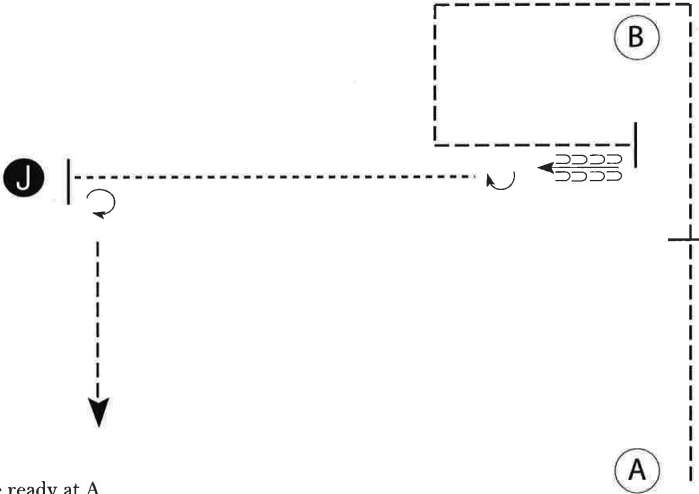
Gold N Grand -

SATURDAY  
5A

Showmanship (Limited Youth #13)

www.HorseShowPatterns.com

www.HorseShowPatterns.com



Be ready at A.

1. Trot halfway to B and stop.
2. Resume the trot, and trot a rectangle around B and stop even with B.
3. Back approximately one horse length and perform a 180 degree turn.
4. Walk to the Judge and stop.
5. Set up for inspection.
6. When dismissed, perform a 270 degree turn and trot to exit.
7. Pattern is complete once you have trotted more than one horse length away from Judge.

Walk -----  
Trot - - - - -  
Back ← - - - - -  
Marker (B)  
Judge (J)

[S/2-98]

Pattern Provided by:  
*Your Judges*

©2022 HorseShowPatterns.com. All Rights Reserved.

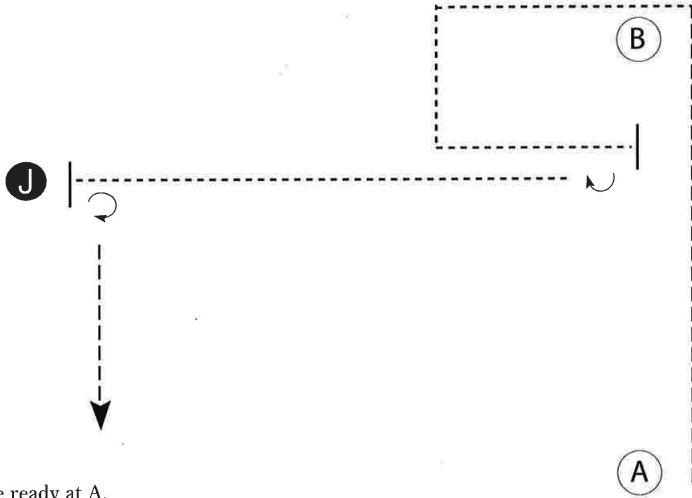
# Gold N Grand

Saturday 5A

#19 Showmanship (Youth 10 & Under, Youth 13 & Under) #14

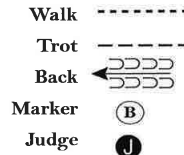
www.HorseShowPatterns.com

www.HorseShowPatterns.com



Be ready at A.

1. Trot to B and walk a rectangle around B and stop even with B.
2. Perform a 180 degree turn.
3. Walk to the Judge and stop.
4. Set up for inspection.
5. When dismissed, perform a 270 degree turn and trot to exit.
6. Pattern is complete once you have trotted more than one horse length away from Judge.



[S/WT-98]

Pattern Provided by:  
Your Judges

©2022 HorseShowPatterns.com. All Rights Reserved.

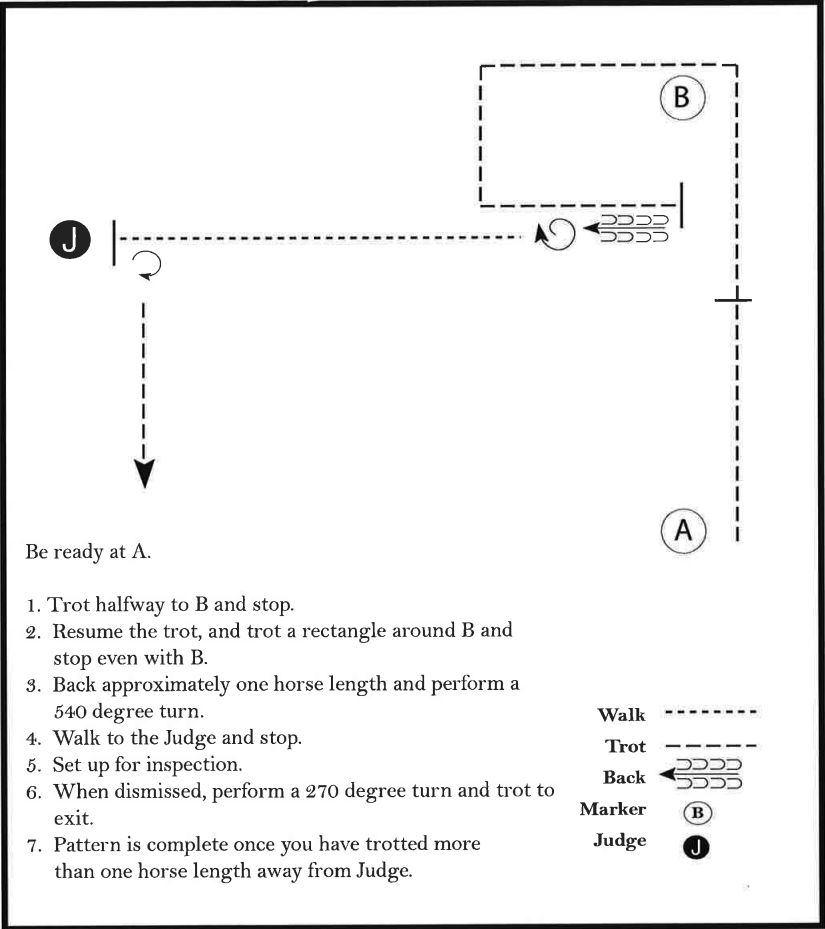
# Gold N Grand

Saturday 5A

Showmanship (Youth 14-18,  
#15)

www.HorseShowPatterns.com

www.HorseShowPatterns.com



Pattern Provided by:  
Your Judges

[S/3-98]

# Gold N Grand

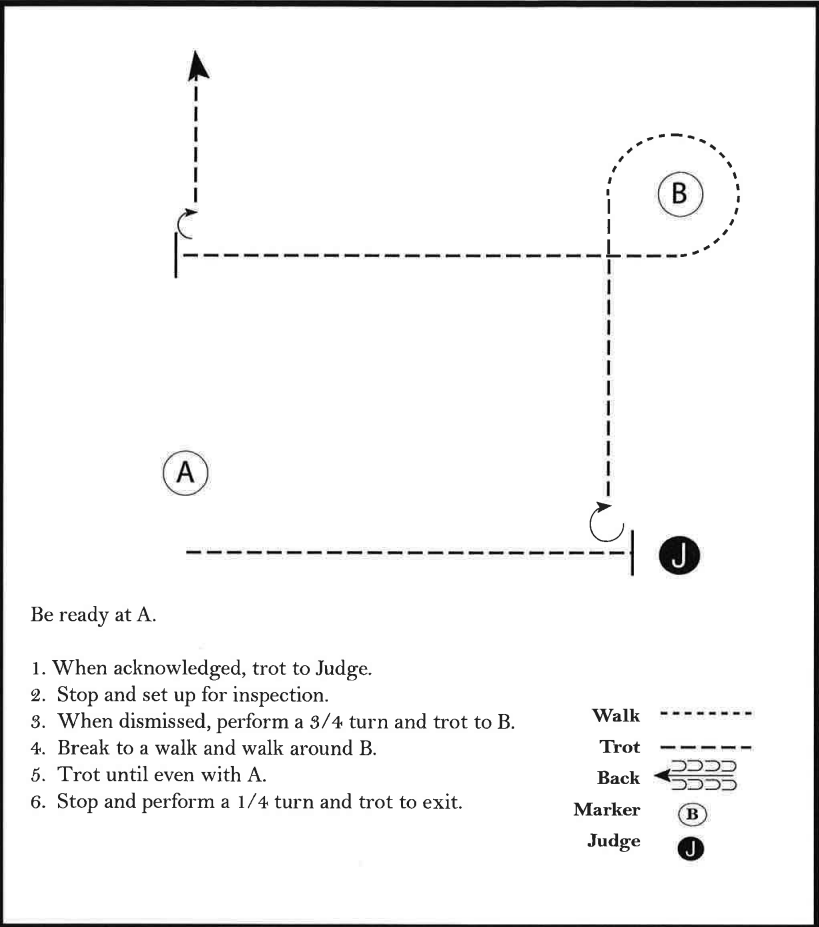
Saturday 5B

Showmanship #16

Limit Ama,

www.HorseShowPatterns.com

www.HorseShowPatterns.com



[S/1-110]

Pattern Provided by:

Judges *Larsen*

©2022 HorseShowPatterns.com, All Rights Reserved.

# Gold N Grand

Showmanship

#17

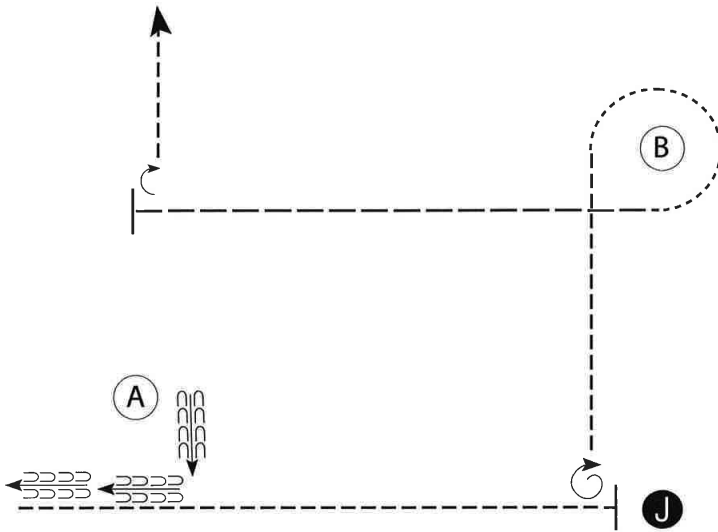
Amā, Select)

#18

Saturday  
5B

www.HorseShowPatterns.com

www.HorseShowPatterns.com



Be ready at A.

1. When acknowledged, back around A as shown then trot to Judge.
2. Stop and set up for inspection.
3. Perform a 1 3/4 turn and trot to B.
4. Break to a walk and walk around B.
5. Extended trot until even with A.
6. Stop and perform a 1/4 turn and trot to exit.

Walk -----  
Trot -----  
Back ←-----  
Marker (B)  
Judge (J)

Pattern Provided by:

Judges *Larsen*

©2022 HorseShowPatterns.com. All Rights Reserved.

[S/3-110]

# Gold N Grand #21

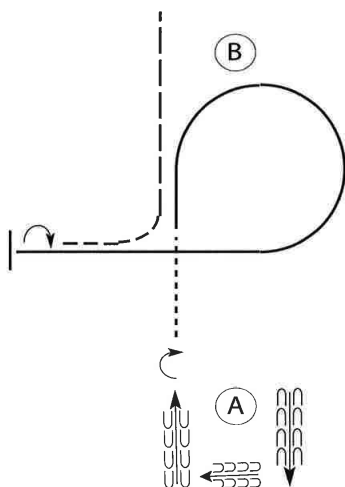
Western Horsemanship (Limited Youth)

Saturday 5A  
#22

Youth 13 & Under

www.HorseShowPatterns.com

www.HorseShowPatterns.com



Be ready at A.

1. When acknowledged, back around A as shown.
2. Perform a 180 degree turn right.
3. Walk halfway to B.
4. Lope on the right lead in a 3/4 circle as shown.
5. Continue lope several strides past center of pattern.
6. Stop and perform a 180 degree turn right.
7. Jog to center of pattern.
8. Turn corner and extend the jog to and past B.

Pattern is over once you have passed B.

Follow the instructions of your ring steward.

Walk	-----
Jog	- - - - -
Extended Jog	- - - - -
Lope	~~~~~
Lead Change	
Back	
Marker	(B)

[WH/2-97]

Pattern Provided by:  
*Your Judges*

©2022 HorseShowPatterns.com. All Rights Reserved.

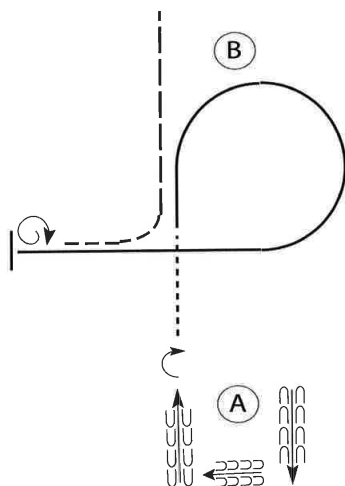
# Gold N Grand

Saturday 5A

Horsemanship (Youth 14-18, #23)

www.HorseShowPatterns.com

www.HorseShowPatterns.com



Be ready at A.

1. When acknowledged, back around A as shown.
2. Perform a 180 degree turn right.
3. Walk halfway to B.
4. Lope on the right lead in a 3/4 circle as shown.
5. Continue lope several strides past center of pattern.
6. Stop and perform a 1 1/2 turn right.
7. Jog to center of pattern.
8. Turn corner and extend the jog to and past B.

Pattern is over once you have passed B.

Follow the instructions of your ring steward.

Walk	-----
Jog	- - - - -
Extended Jog	— — — — —
Lope	— — — — —
Lead Change	
Back	
Marker	(B)

Pattern Provided by:

Your Judges

©2022 HorseShowPatterns.com, All Rights Reserved.

[WH/3-97]

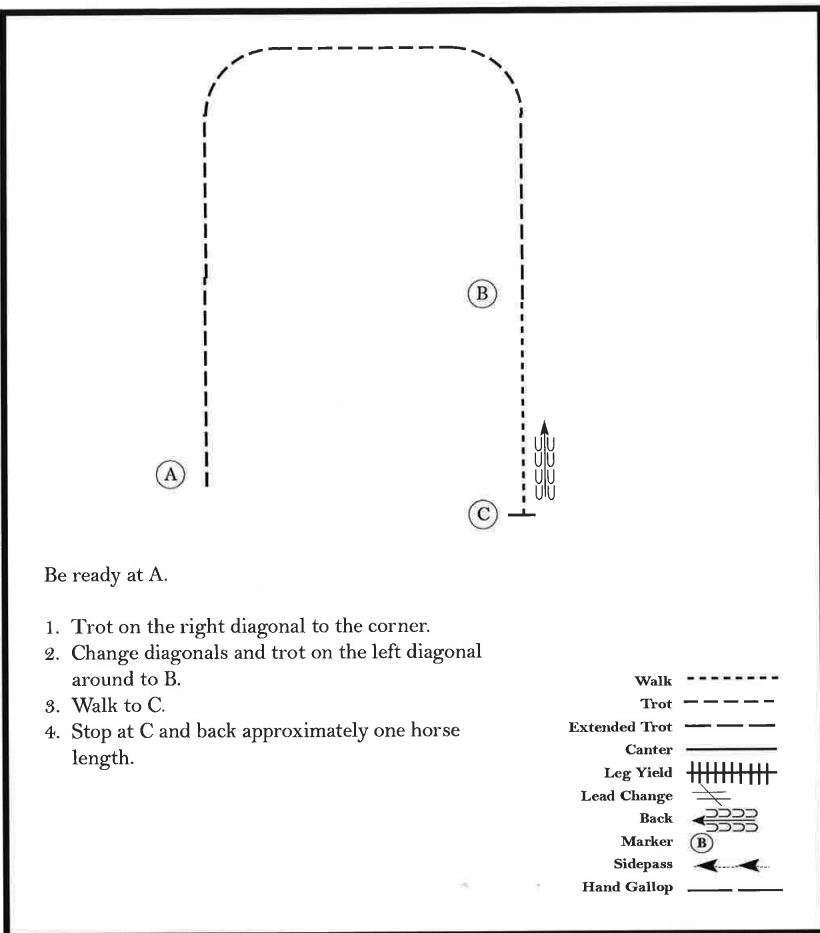


# Gold N Grand *Saturday 5A*

## Equitation (W/J 10 & Under) # 27

www.HorseShowPatterns.com

www.HorseShowPatterns.com



[HSE/WT-107]

**Pattern Provided by:**  
*Your Judges*

©2022 HorseShowPatterns.com. All Rights Reserved.

# Gold N Grand

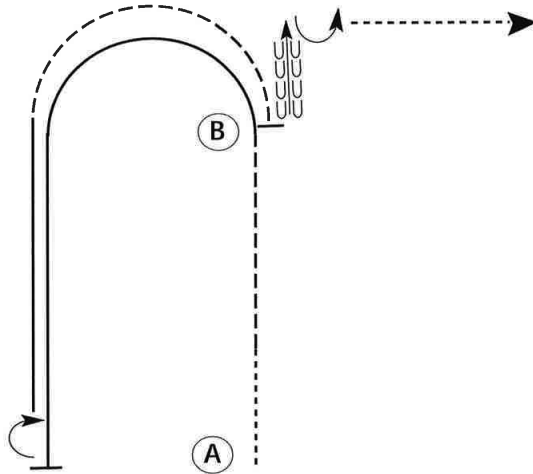
Saturday  
58.

Horsemanship

Limit Ama,  
# 24

www.HorseShowPatterns.com

www.HorseShowPatterns.com



Be ready at A.

1. Walk approximately 2 horse lengths from A.
2. Jog to B.
3. Lope on the left lead in a half circle and then straight until even with A.
4. Stop and perform a 180 degree turn to the right.
5. Lope on the right lead until even with B.
6. Jog to B.
7. Stop at B and back approximately one horse length.
8. Perform a 90 degree turn to the left and walk straight away.

Follow the instructions of your ring steward.

Walk	-----
Jog	- - - - -
Extended Jog	— — — — —
Lope	— — — — —
Lead Change	
Back	
Marker	(B)

[WH/1-84]

Pattern Provided by:

Judges *Larsen*

©2022 HorseShowPatterns.com. All Rights Reserved.

# Gold N Grand

Horsemanship

Saturday

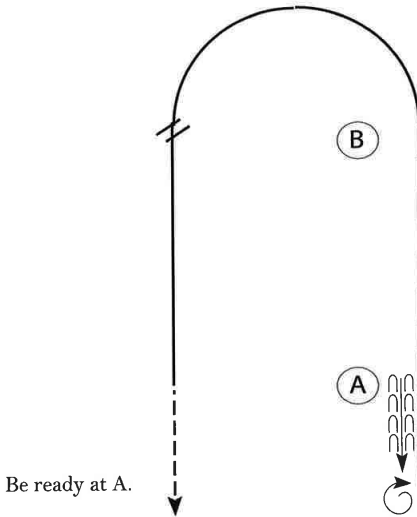
Am 5B

Ama, SSelect)

#25 #26

www.HorseShowPatterns.com

www.HorseShowPatterns.com



Be ready at A.

1. When acknowledged, back approximately 2 horse lengths.
2. Perform a 360 degree turn to the right.
3. Walk to A.
4. Extend the jog to B.
5. Lope on the left lead in a half circle until even with B.
6. Perform a lead change.
7. Lope on the right lead until even with A.
8. Break to a jog and exit pattern at a jog.

Pattern is over once you have jogged two strides past A.

Follow the instructions of your ring steward.

Walk	-----
Jog	- - - - -
Extended Jog	— — — — —
Lope	— — — — —
Lead Change	
Back	
Marker	(B)

[WH/3-83]

Pattern Provided by:

Judges *Larsen*

©2022 HorseShowPatterns.com. All Rights Reserved.

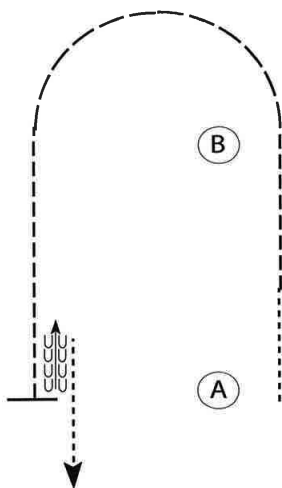
# Gold N Grand Horsemanship (All Walk Trot)

# 48

Saturday  
58

www.HorseShowPatterns.com

www.HorseShowPatterns.com



Be ready at A.

1. When acknowledged, walk two horse lengths from A.
2. Jog to B.
3. Extended jog in a half circle until even with B.
4. Jog until even with A.
5. Stop even with A and back approximately one horse length.
6. Exit pattern at a walk.

Follow the instructions of your ring steward.

Walk	-----
Jog	-----
Extended Jog	-----
Lope	-----
Lead Change	
Back	
Marker	

[WH/WT-83]

Pattern Provided by:

Judges *Larsen*

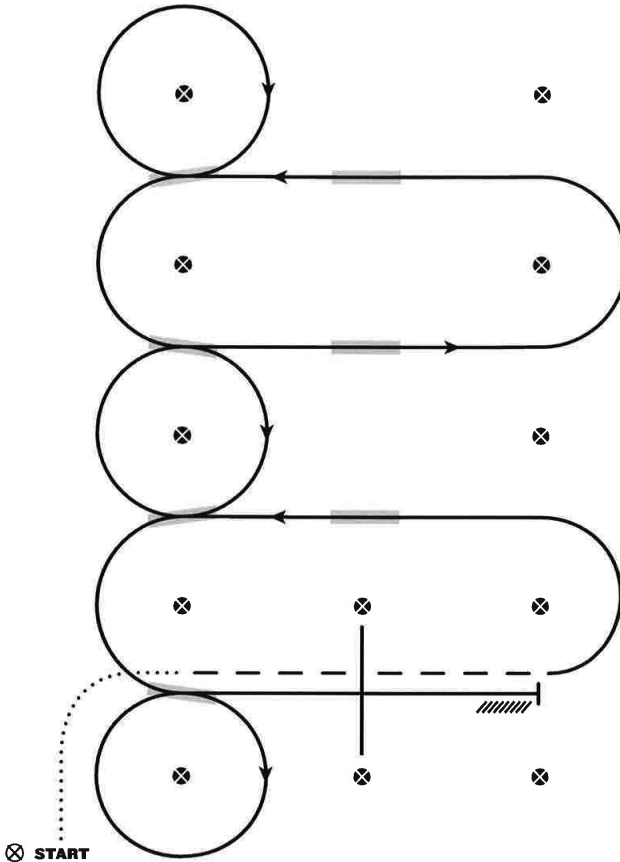
©2022 HorseShowPatterns.com. All Rights Reserved.

Saturday

## WESTERN RIDING - PATTERN 2

LEGEND	
.....	Walk
- - - -	Jog
————	Lope
//////	Back
————	Lead Changing Area

Class  
46+47



1. Walk at least 15 feet from start cone to the first marker, as drawn, transition to jog, jog over log.
2. Transition to the lope left lead
3. First crossing change
4. Second crossing change
5. Third crossing change
6. Circle & first line change
7. Second line change
8. Third line change
9. Fourth line change & circle
10. Lope over log
11. Lope, stop & back

# Gold N Grand

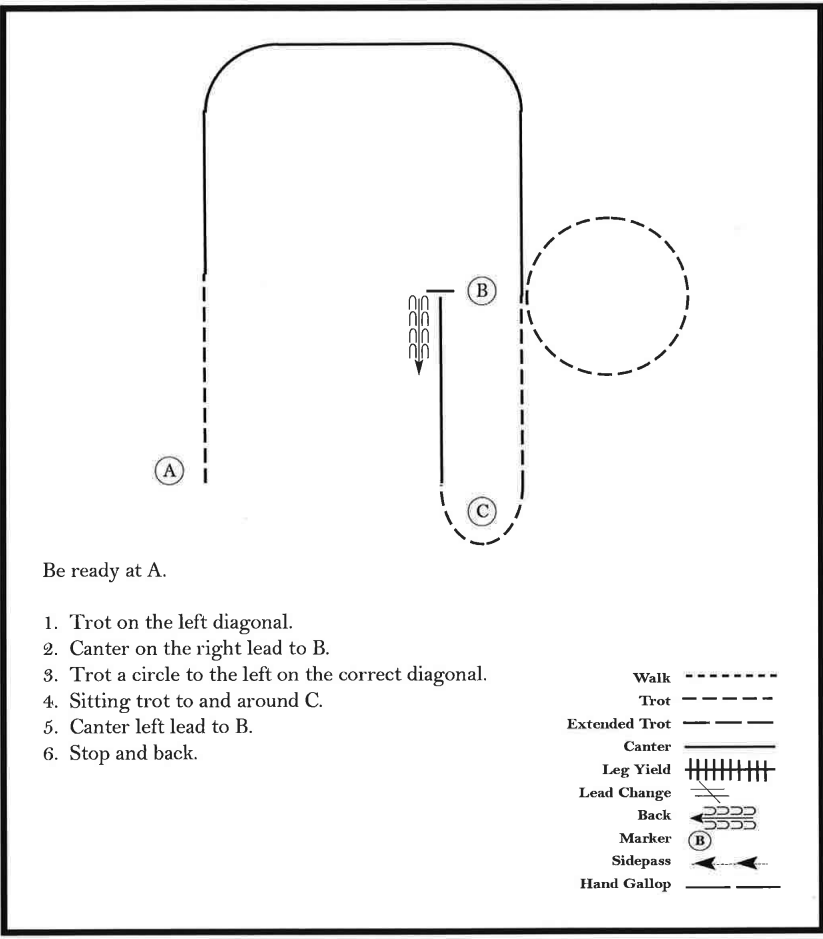
# 94 / 95 / 97

SATURDAY  
Arena 5

Hunt Seat Equitation (Youth 18 & Under, Amateur 19 & Over)

www.HorseShowPatterns.com

www.HorseShowPatterns.com



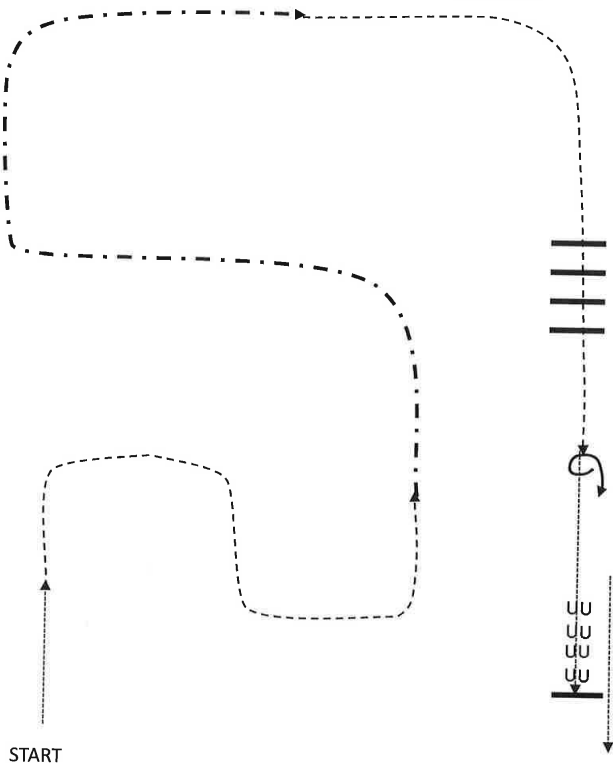
[HSE/2-107]

Pattern Provided by:  
Your Judges

©2022 HorseShowPatterns.com, All Rights Reserved.

**RANCH RIDING #109 W/T 10 & UNDER**

**SATURDAY**



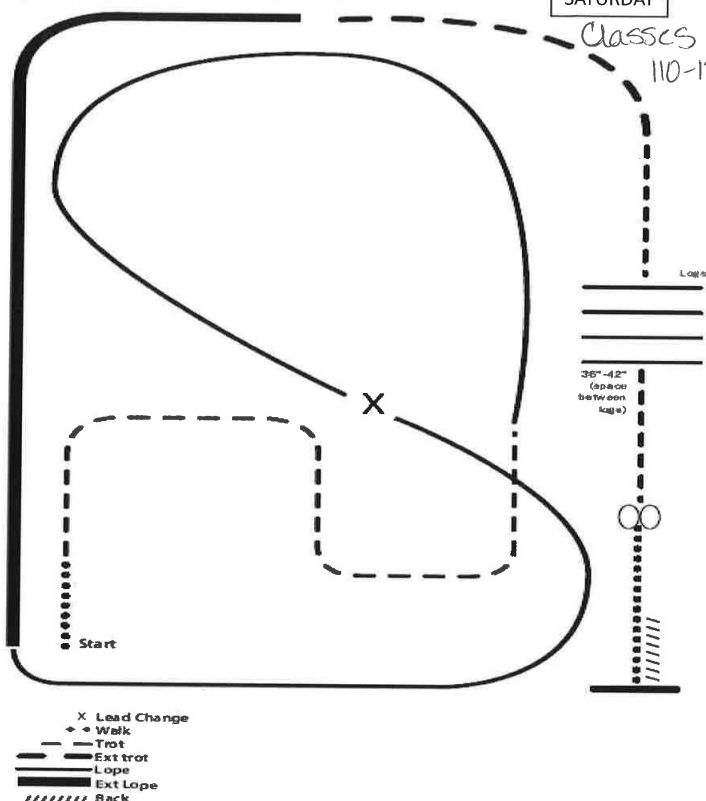
1. WALK
2. TROT SERPENTINE
3. EXTENDED TROT AROUND CORNER OF ARENA
4. COLLECT TO A TROT
5. TROT OVER LOGS
6. STOP 1 360 TURN RT OR LEFT
7. WALK
8. STOP AND BACK

WALK OUT TO EXIT

# RANCH RIDING - PATTERN 3

SATURDAY

Classes  
110-120



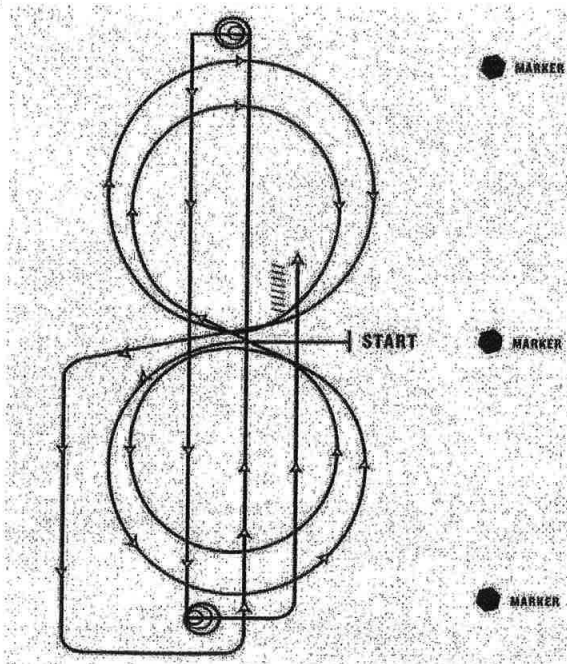
- I. Walk
2. Trot serpentine
3. Lope left lead around the end of the arena and then diagonally across the arena
4. Change leads (simple or flying) and
5. Lope on the right lead around end of the arena
6. Extend lope on the straight away and around corner to the center of the arena
7. Extend trot around corner of the arena
8. Collect to a trot
9. Trot over logs
10. Stop, do 360 degree turn each direction (either direction 1st) (L-R or R-L)
- II. Walk, stop and back



## GNG SATURDAY

## RANCH REINING PATTERN 7

CLASS 121-126



**Mandatory Marker along Fence or Wall** The judge shall indicate with markers on arena wall or fence the center of pattern. Judge shall also place markers on fence or wall at least 50' from each end of the arena.

Ride pattern as follows: Trot to center of arena and stop or walk before departure. Start pattern facing toward judge.

1. Beginning on left lead, complete two circles to the left - the first one large and fast, the second one small and slow. Change leads at center of arena.
2. Complete two circles to the right - the first one large and fast, the second one small and slow. Change leads at center of arena.
3. Begin a circle to the left, but do not close this circle. Continuing around the end of arena, run up the center, past end marker, and do a sliding stop.
4. Complete 3 1/2 spins to the left.
5. Run down to other end of arena, past the end marker, and do a sliding stop.
6. Complete 3 1/2 spins to the right.
7. Run past the center marker and do a sliding stop. Back at least 10 feet. Hesitate to show completion pattern.

# RANCH TRAIL-SATURDAY

1 RL LOPE IN TO GATE STOP-PUSH OPEN GATE  
EITHER HAND RIDE THRU CLOSE

2 ROPE DUMMY-WALK OUT OVER LOG

3 EXTENDED TROT UP TO TOP OF CHUTE-STOP  
BACK TO LOG

4 SIDEPASS LOG LEFT -WALK A FEW STEPS  
TROT

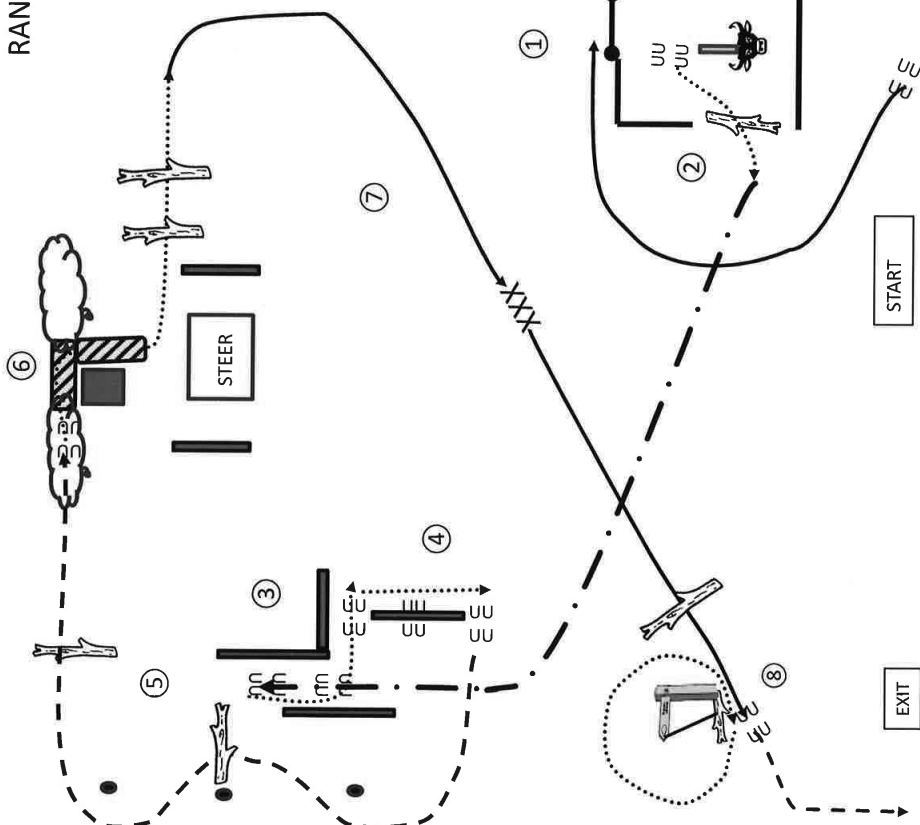
5 TROT OVER LOGS SERPENTINE

6 CONTINUE TROTGING UP MOUND-BREAK TO  
WALK-WALK OVER BRIDGES-WALK OVERS

7 RL LOPE CHANGE LEADS-SIMPLE OR FLYING  
LL LOPE OVER LOG TO ROPE DRAG

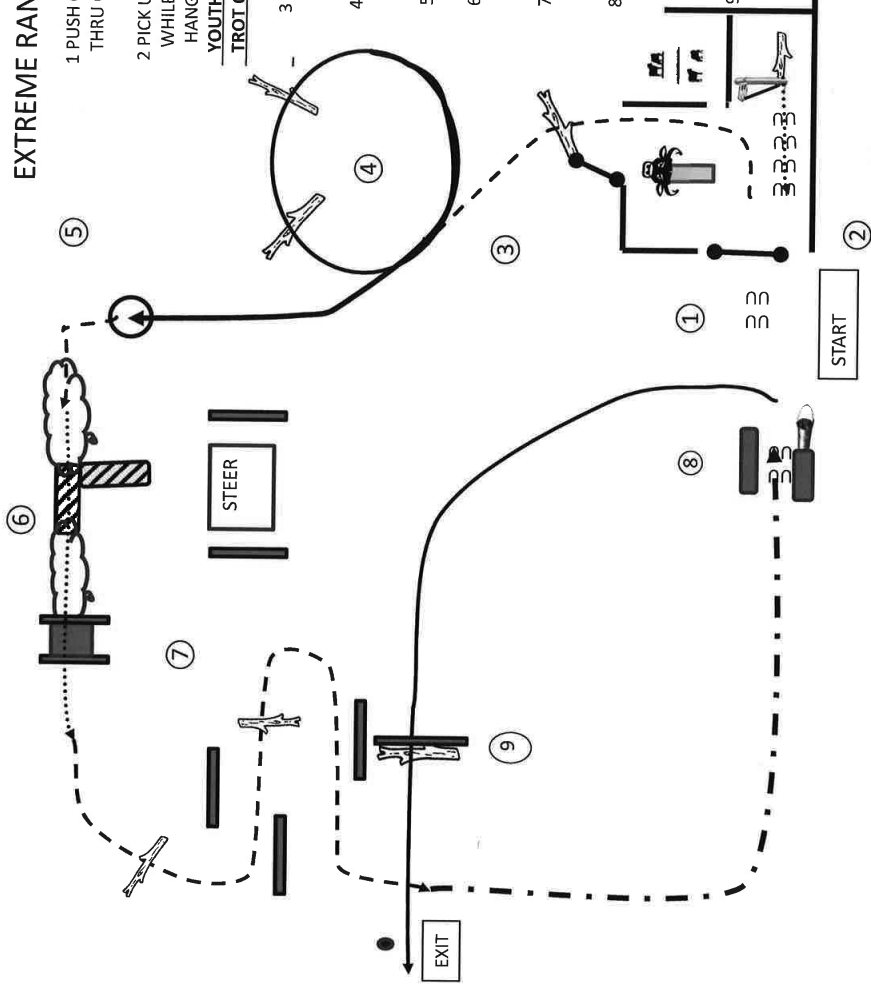
8 STOP-PICK UP ROPE-COIL &DALLY  
DRAG RT CIRCLE AT WALK OR TROT-PUT  
LOG BACK TO START HANG ROPE UP  
TROT OUT TO EXIT

YOUTH WILL NOT DRAG-  
STOP 360 LEFT-TROT OUT



# EXTREME RANCH TRAIL-SATURDAY

- 1 PUSH OPEN GATE EITHER HAND RIDE THRU CLOSE-WALK INTO CORRAL
- 2 PICK UP ROPE-COIL & DALLY -DRAG LOG WHILE- BACKING OUT OF CORRAL HANG ROPE ON FENCE-TROT OUT YOUTH WILL NOT DRAG-ROPE DUMMY TROT OUT
- 3 TROT OVER LOG-RL LOPE CIRCLE OVER 2 LOGS
- 4 EXTENDED LOPE AROUND AND UP ARENA-STOP
- 5 360 RIGHT OR LEFT
- 6 TROT UP MOUND-WALK DOWN OVER BRIDGE-BOX
- 7 TROT SERPENTINE THRU CHUTES OVER LOGS
- 8 EXTENDED TROT DOWN ARENA AROUND CORNER TO BARRELS STOP-PICK UP BUCKET UP PLACE ON 2<sup>ND</sup> BARREL
- 9 LL LOPE OVER JUMP CONTINUE LOPING EITHER LEAD OUT OF ARENA PAST MARKER-END OF PATTERN

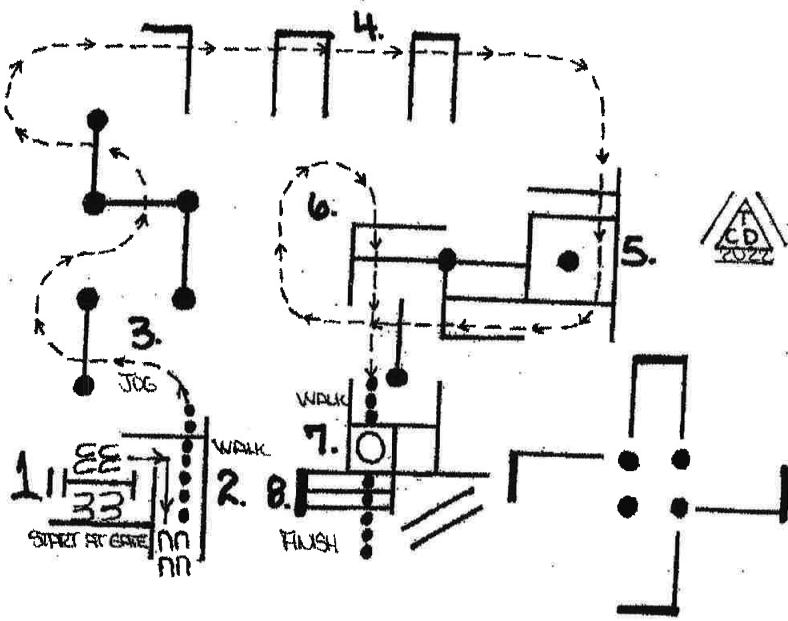


# GOLDEN GRAND 2022

SATURDAY

58-W/J YTH 10 + UN  
59-W/J YTH 18 + UN  
60-W/J L/YTH 18 + UN  
61-W/J L/AMA 19 + OVER

4A



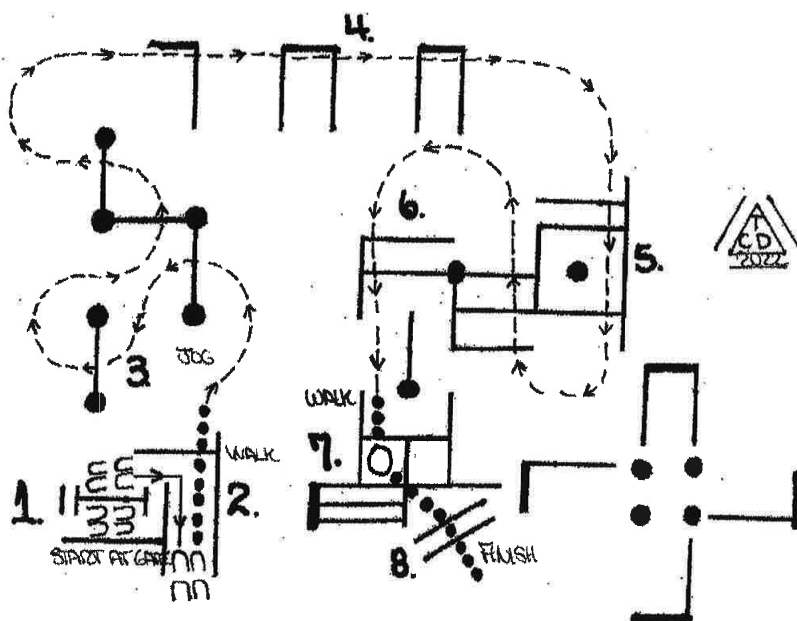
1. GATE:(LH) RIDE THRU CLOSE
2. BACK THRU POLES WALK OUT OVER POLE
3. JOG THRU SERPENTINE & OVER POLES
4. JOG OVER 5 POLES
5. JOG OVER 3 POLES
6. JOG OVER POLES TO BOX
7. STOP WALK INTO BOX 360 EITHER WAY WALK OUT
8. WALK OVER POLES

# GOLDEN GRAND 2022

SATURDAY

62-W/J AMA 19 + OVER  
63-W/J SEL 45 + OVER  
64-W/J OPEN

4A



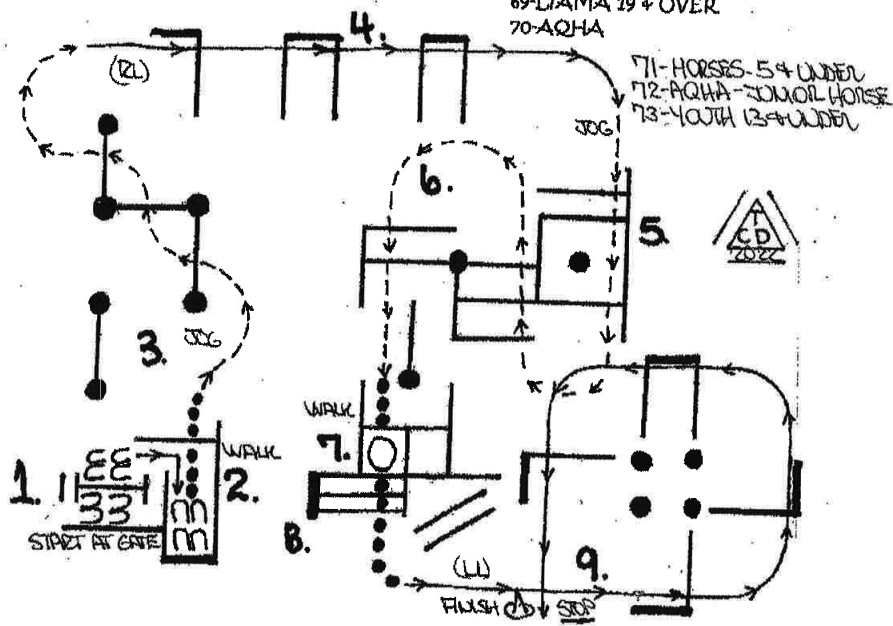
1. GATE (LH) RIDE THRU CLOSE
2. BACK THRU POLES WALK OUT OVER POLE
3. JOG THRU SERPENTINE & OVER POLES
4. JOG OVER 5 POLES
5. JOG OVER 3 POLES
6. JOG OVER POLES TO BOX
7. STOP WALK INTO BOX 360 EITHER WAY WALK OUT
8. WALK OVER POLES

# GOLDEN GRAND 2022

SATURDAY

65-1st/2nd YR GREEN  
66-AQHA  
67-L/YTH 18 + UN  
68-AQHA  
69-L/AMA 19 + OVER  
70-AQHA

4A



1. GATE (LH) RIDE THRU CLOSE
2. BACK THRU POLES
3. JOG THRU SERPENTINE & OVER POLES
4. LOPE OVER POLES (RL)
5. JOG OVER 3 POLES
6. JOG OVER POLES TO BOX
7. STOP WALK INTO BOX 360 EITHER WAY WALK OUT
8. WALK OVER POLES
9. LOPE OVER POLES (LL) & STOP AT CONE

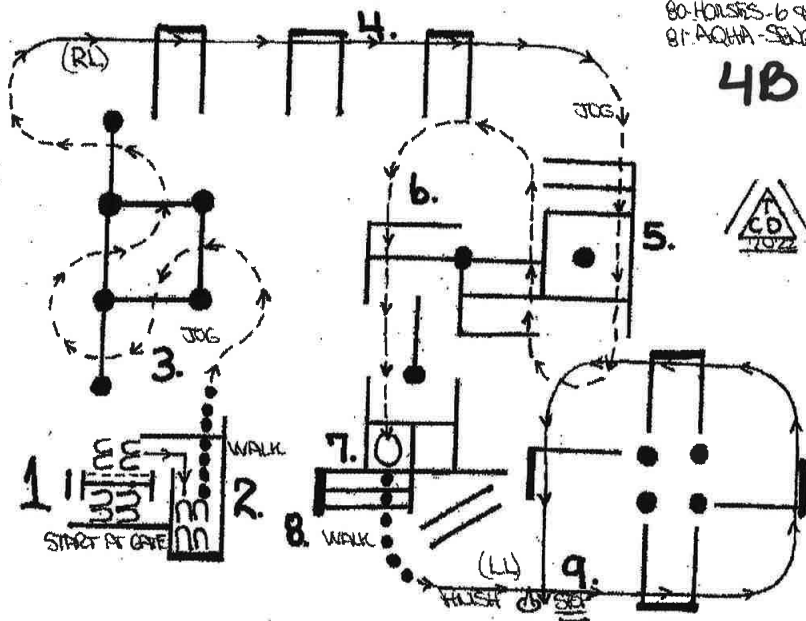
# GOLDEN GRAND 2022

SATURDAY

74-YTH 14-18

75-AQHA YTH 14-18  
76-AMA 19 + OVER  
77-AQHA AMA  
78-SEL AMA 19 + OVER  
79-AQHA SEL AMA  
80-HORSES - b & COTEL  
81-AQHA - SENIOR HORSE

4B



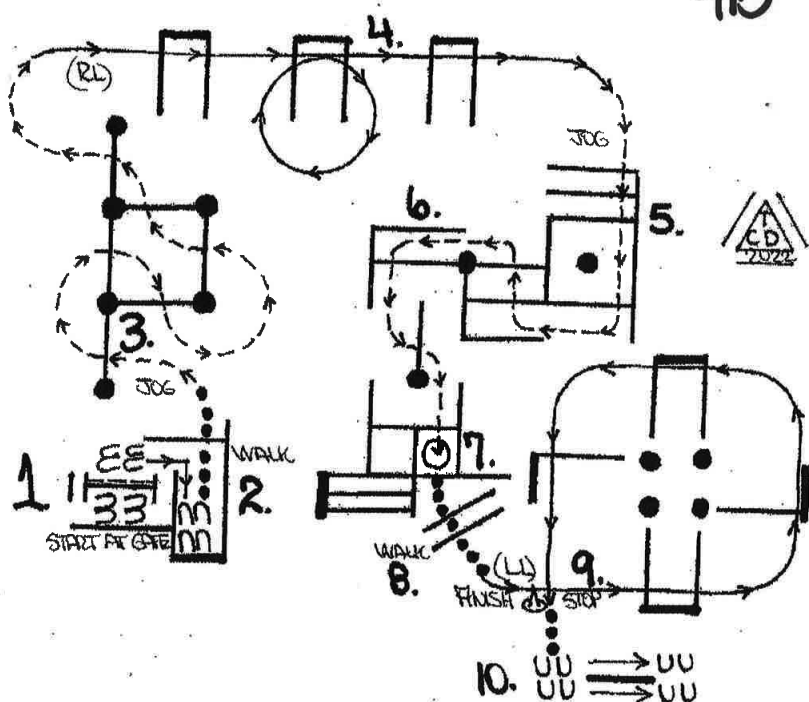
1. GATE (LH) RIDE THRU DOWN POLE CLOSE
2. BACK THRU POLES & WALK OUT OVER POLE
3. JOG THRU SERPENTINE & OVER POLES
4. LOPE OVER POLES (RL)
5. JOG OVER POLES
6. JOG OVER POLES & INTO BOX
7. 360 EITHER WAY WALK OUT
8. WALK OVER POLES
9. LOPE OVER POLES (LL) & STOP AT CONE

# GOLDEN GRAND 2022

SATURDAY

82- OPEN CHAMPIONSHIP SADDLE

4B



1. GATE:(LH) RIDE THRU OVER POLE CLOSE
2. BACK THRU POLES & WALK OUT OVER POLE
3. JOG THRU SERPENTINE & OVER POLES
4. LOPE OVER POLES (RL)
5. JOG OVER POLES
6. JOG OVER POLES & INTO BOX
7. 360 EITHER WAY WALK OUT
8. WALK OVER POLES
9. LOPE OVER POLES (LL) & STOP AT CONE
10. WALK FORWARD & SIDE PASS LEFT OVER POLE





RIDING WAREHOUSE

Fast Shipping  
Easy Returns  
Unbeatable Service

Exclusive offer for  
Gold N' Grand Exhibitors!

**\$20 OFF  
ORDERS  
\$100 OR  
MORE**

CHECK YOUR EXHIBITOR  
BAG FOR COUPON

# ARTHRAMID<sup>®</sup> VET

## IS YOUR HORSE READY TO GET TO THE NEXT LEVEL?

### Long-Lasting Arthritis Relief for Performance Horse Soundness

83% Horses Flex Sound after Injection with up to 24 Months of Efficacy\*

Steroid free Injection for Maintenance and Increased Performance

For Lameness from ALL Stages of Osteoarthritis and Degenerative Joint Disease in Horses

Used in over 80,000 Horses Worldwide - Ask your Vet about it Today!



2.5% Polyacrylamide Hydrogel for Joint Injection

\*Tribbar, A., Schougaard, H., Camitz, L., Rasmussen, J., Koene, M., Jahn, W., Markussen, B., An international multi-centre prospective study on the efficacy of an intrarticular polyacrylamide hydrogel in horses with osteoarthritis: a 24 month follow up. Acta Vet Scand. 2015; 57: 20-27.



Contura Vet USA 3401 Mallory Lane Suite 100 Franklin TN 37067 800-689-2909 [contact@conturavet.com](mailto:contact@conturavet.com)

# SURVIVOR

SHINES - SMOOTHES - SOFTENS

TO BE THE BEST,  
YOU HAVE TO LOOK  
THE BEST!  
MANE - TAIL - BRAIDS

Available at your favorite  
Tack & Feed store or online



**EQyss**<sup>®</sup>  
GROOMING PRODUCTS

info@eqyss.com



800.526.7469 EQyss.com

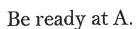
100% SATISFACTION  
GUARANTEED






Scan For More Info



[www.HorseShowPatterns.com](http://www.HorseShowPatterns.com)

**www.HorseShowPatterns.com**



- Walk 
- Trot 
- Back 
- Marker 
- Judge 

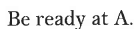
**Pattern Provided by:**

©2022 HorseShowPatterns.com. All Rights Reserved.





Sunday  
5B

# 16



1. Trot halfway to B and stop.
2. Resume the trot, and trot a rectangle around B and stop even with B.
3. Back approximately one horse length and perform a 180 degree turn.
4. Walk to the Judge and stop.
5. Set up for inspection.
6. When dismissed, perform a 270 degree turn and trot to exit.
7. Pattern is complete once you have trotted more than one horse length away from Judge.

Walk -----  
Trot -----  
Back ←   
Marker (B)  
Judge 

[S/2-98]

**Pattern Provided by:**  
*Your Judges*

# Gold N Grand

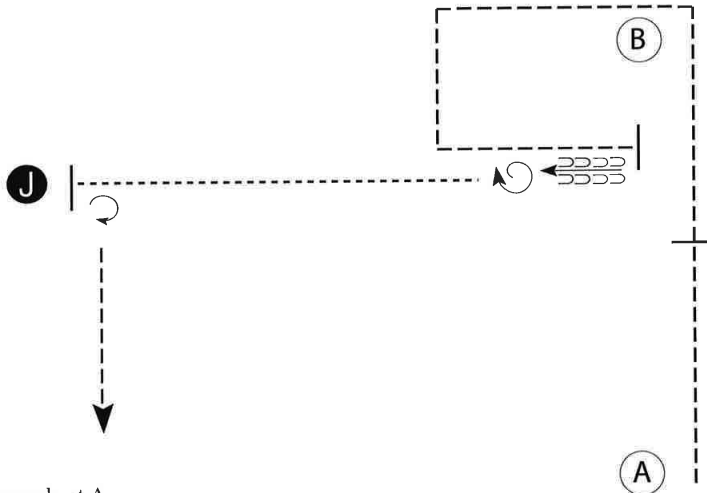
Sunday 5B

Showmanship

# 17, Amateur 19 & Over, Amateur 45 & Over) # 18

www.HorseShowPatterns.com

www.HorseShowPatterns.com



Be ready at A.

1. Trot halfway to B and stop.
2. Resume the trot, and trot a rectangle around B and stop even with B.
3. Back approximately one horse length and perform a 540 degree turn.
4. Walk to the Judge and stop.
5. Set up for inspection.
6. When dismissed, perform a 270 degree turn and trot to exit.
7. Pattern is complete once you have trotted more than one horse length away from Judge.

Walk -----  
Trot -----  
Back -----  
Marker (B)  
Judge (J)

[S/3-98]

Pattern Provided by:  
Your Judges

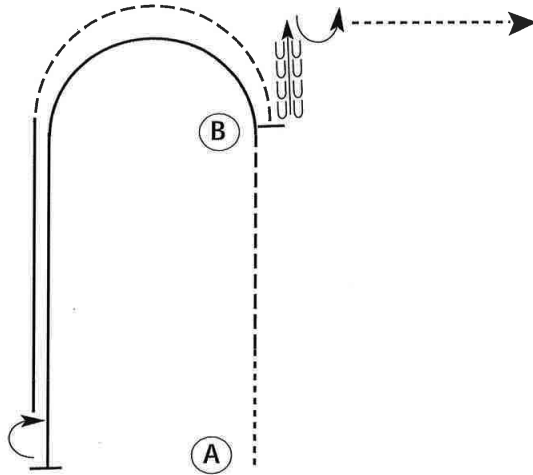
©2022 HorseShowPatterns.com. All Rights Reserved.

# Gold N Grand

Horsemanship (Limit Youth,  
# 21

Sunday  
5A

, 13 & Under)  
# 22



Be ready at A.

1. Walk approximately 2 horse lengths from A.
2. Jog to B.
3. Lope on the left lead in a half circle and then straight until even with A.
4. Stop and perform a 180 degree turn to the right.
5. Lope on the right lead until even with B.
6. Jog to B.
7. Stop at B and back approximately one horse length.
8. Perform a 90 degree turn to the left and walk straight away.

Follow the instructions of your ring steward. \*

Walk	-----
Jog	- - - - -
Extended Jog	- - - - -
Lope	— / — / — / — /
Lead Change	
Back	
Marker	(B)

[WH/1-84]

Pattern Provided by:

Judges *W. Sen*

©2022 HorseShowPatterns.com. All Rights Reserved.



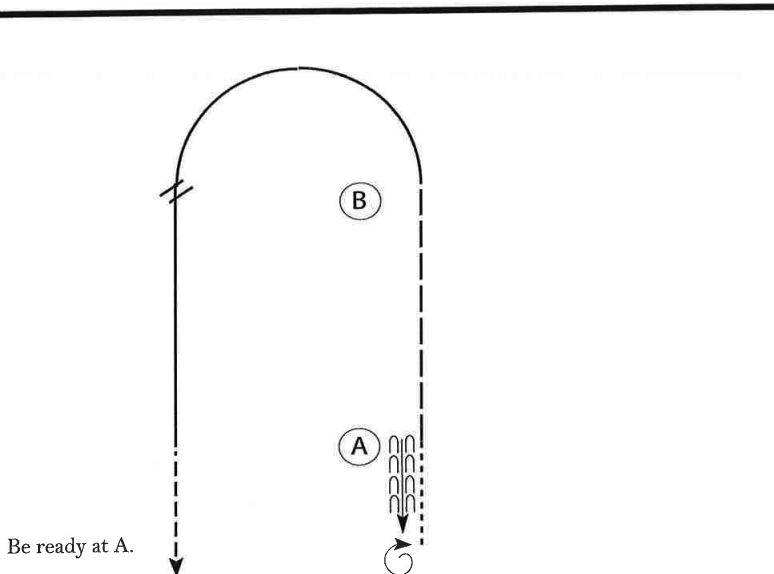
# Gold N Grand Horsemanship (Youth 14-18, .

Sunday 5A

Show Date: 2022

www.HorseShowPatterns.com

www.HorseShowPatterns.com



Be ready at A.

1. When acknowledged, back approximately 2 horse lengths.
2. Perform a 360 degree turn to the right.
3. Walk to A.
4. Extend the jog to B.
5. Lope on the left lead in a half circle until even with B.
6. Perform a lead change.
7. Lope on the right lead until even with A.
8. Break to a jog and exit pattern at a jog.

Pattern is over once you have jogged two strides past A.

Follow the instructions of your ring steward.

Walk	-----
Jog	- - - - -
Extended Jog	— — — — —
Lope	— — — — —
Lead Change	
Back	
Marker	(B)

[WH/3-83]

Pattern Provided by:

Judges *Larsen*

©2022 HorseShowPatterns.com. All Rights Reserved.

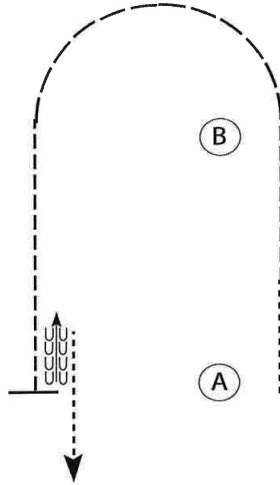
# Gold N Grand Sunday 5A

## Horsemanship (All Walk Trot) # 27

Show Date: 2022

www.HorseShowPatterns.com

www.HorseShowPatterns.com



Be ready at A.

1. When acknowledged, walk two horse lengths from A.
2. Jog to B.
3. Extended jog in a half circle until even with B.
4. Jog until even with A.
5. Stop even with A and back approximately one horse length.
6. Exit pattern at a walk.

Follow the instructions of your ring steward.

Walk	-----
Jog	- - - - -
Extended Jog	— — — — —
Lope	— / — / — / — /
Lead Change	
Back	
Marker	(B)

[WH/WT-83]

Pattern Provided by:

*Judges Larsen*

©2022 HorseShowPatterns.com. All Rights Reserved.

low

# Gold N Grand #24

Sunday 5B

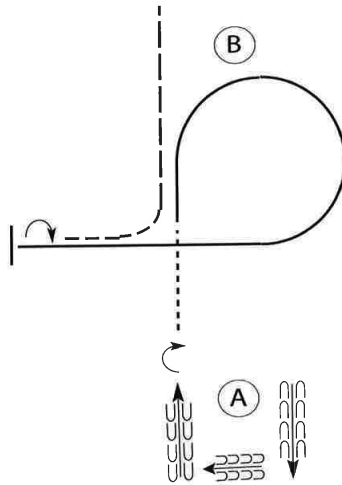
Western Horsemanship (Limited)

Amateur,

Show Date: March 25-27

www.HorseShowPatterns.com

www.HorseShowPatterns.com



Be ready at A.

1. When acknowledged, back around A as shown.
2. Perform a 180 degree turn right.
3. Walk halfway to B.
4. Lope on the right lead in a 3/4 circle as shown.
5. Continue lope several strides past center of pattern.
6. Stop and perform a 180 degree turn right.
7. Jog to center of pattern.
8. Turn corner and extend the jog to and past B.

Pattern is over once you have passed B.

Follow the instructions of your ring steward.

Walk	-----
Jog	- - - - -
Extended Jog	- - - - -
Lope	~~~~~
Lead Change	
Back	
Marker	(B)

[WH/2-97]

Pattern Provided by:  
Your Judges

©2022 HorseShowPatterns.com. All Rights Reserved.

# Gold N Grand

Sunday 5B

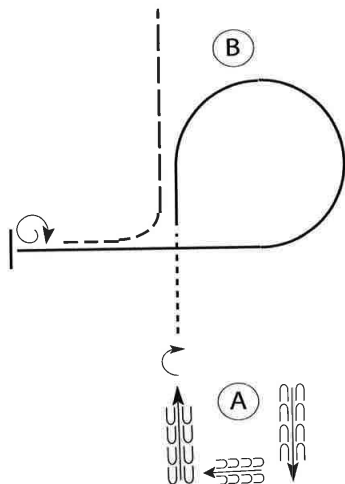
Horsemanship

#25, Amateur 19 & Over, Amateur 45 & O

Show Date: March 25-27

www.HorseShowPatterns.com

www.HorseShowPatterns.com



Be ready at A.

1. When acknowledged, back around A as shown.
2. Perform a 180 degree turn right.
3. Walk halfway to B.
4. Lope on the right lead in a 3/4 circle as shown.
5. Continue lope several strides past center of pattern.
6. Stop and perform a 1 1/2 turn right.
7. Jog to center of pattern.
8. Turn corner and extend the jog to and past B.

Pattern is over once you have passed B.

Follow the instructions of your ring steward.

Walk	-----
Jog	- - - - -
Extended Jog	- - - - -
Lope	~~~~~
Lead Change	
Back	
Marker	(B)

[WH/3-97]

Pattern Provided by:  
Your Judges

©2022 HorseShowPatterns.com. All Rights Reserved.

666

# Gold N Grand

# Sunday 5B

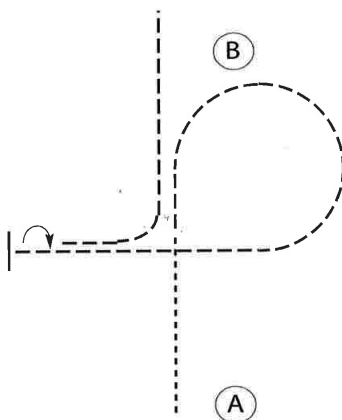
## Western Horsemanship (Walk Jog Youth and Amateur)

Show Date: March 25-27

## #48

www.HorseShowPatterns.com

www.HorseShowPatterns.com



Be ready in front of A as shown.

1. When acknowledged, walk halfway to B.
2. Jog in a 3/4 circle as shown.
3. Continue jog several strides past center of pattern.
4. Stop and perform a 180 degree turn right.
5. Jog to center of pattern and toward B.

Pattern is over once you have passed B.


Follow the instructions of your ring steward.

Walk -----

Jog - - - - -

Extended Jog - - - - -

Lope - - - - -

Lead Change 

Back 

Marker 

[WH/WT-97]

Pattern Provided by:

Your Judges

©2022 HorseShowPatterns.com. All Rights Reserved.

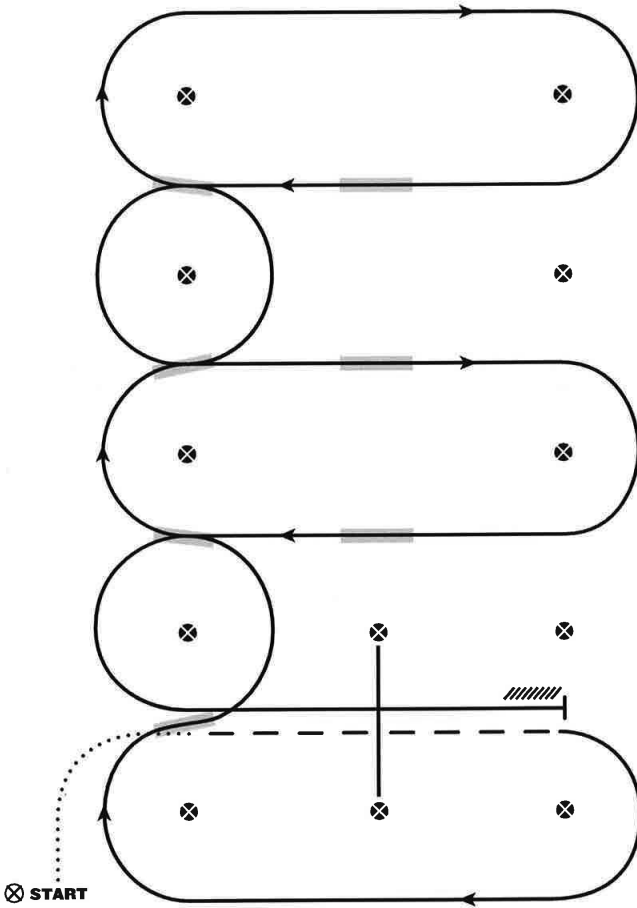
Sunday

## WESTERN RIDING - PATTERN 4

### LEGEND

.....	Walk
- - - -	Jog
— — —	Lope
//////	Back
■	Lead Changing Area

Class  
46+47



1. Walk at least 15 feet from start cone to the first marker, as drawn, transition to jog, jog over log.
2. Transition to the lope right lead
3. First line change
4. Second line change
5. Third line change
6. Fourth line change
7. First crossing change
8. Second crossing change
9. Third crossing change
10. Lope over log
11. Lope, stop & back

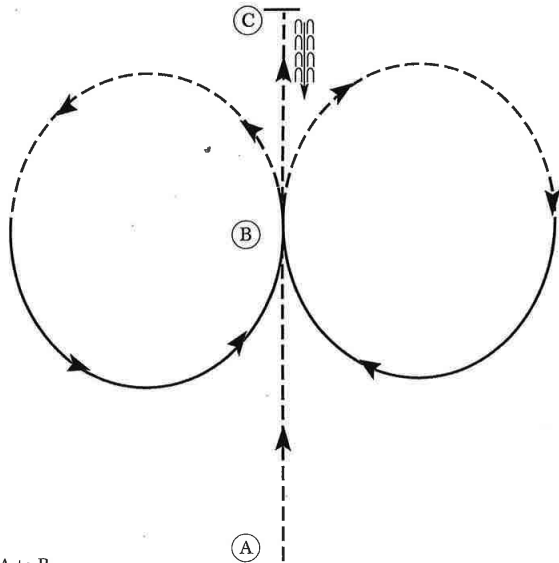
Sunday  
Arena 5

## Hunt Seat Equitation

## Arena 5'











## Hunt Seat Equitation

# 94 #45 #97



1. Sitting trot A to B
2. At B posting trot on the left diagonal in a half circle.
3. Canter on the right lead back to B.
4. Posting trot on the right diagonal in a half circle.
5. Canter on the left lead back to B.
6. Sitting trot to C.
7. Stop at C and back approximately one horse length.

Exit at a sitting trot.

Walk	
Trot	
Extended Trot	
Canter	
Leg Yield	
Lead Change	
Back	
Marker	
Sidepass	
Hand Gallop	

[HSE/2-21]

**Pattern Provided by:**

*Judges Larsen*

## #109 10 & UNDER

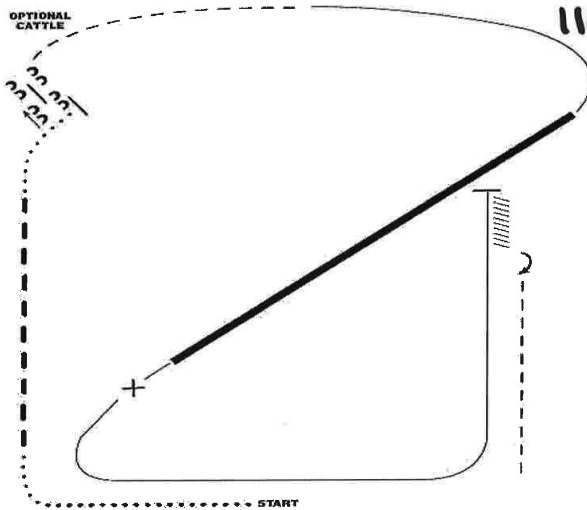




# **RANCH RIDING - PATTERN 10**

SUNDAY

**Classes  
110-120**



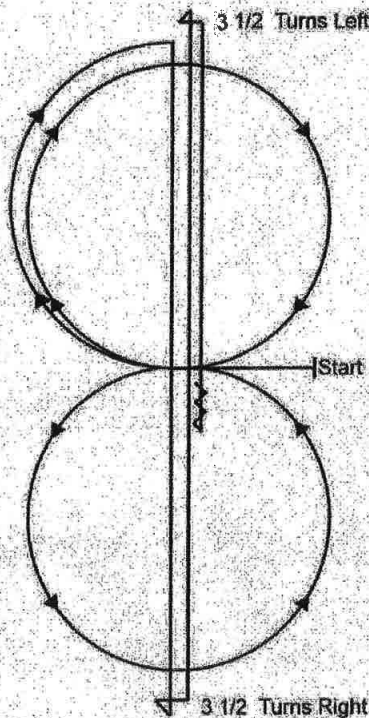
1. Walk
2. Extended trot
3. Walk
4. Stop, side pass to left
5. Trot
6. Lope right lead
7. Extended Lope (right lead)
8. Collect lope and change leads (simple or flying)
9. Lope left lead
10. Stop and back
11. 180 turn to right
12. Trot

Note: The drawn description of this pattern is only intended for the general depiction of the pattern. Exhibitors should utilize the arena space to best exhibit their horses.

GNG SUNDAY

RANCH REINING PATTERN 6

CLASS 121-126



**Mandatory Marker along Fence or Wall** The judge shall indicate with markers on arena wall or fence the center of pattern. Judge shall also place markers on fence or wall at least 50' from each end of the arena.

Ride pattern as follows: Trot to center of arena and stop or walk before departure. Start pattern facing toward judge.

1. Beginning on right lead, lope one circle to the right. Change leads at center of arena.
2. Complete one circle to the left. Change leads at center of arena.
3. Begin a circle to the right, but do not close this circle. Run down center of arena, past the end marker, and do a sliding stop.
4. Complete 3 1/2 spins to the right.
5. Run up to other end of arena, past the end marker, do a sliding stop.
6. Complete 3 1/2 spins to the left.
7. Run past the center marker and do a sliding stop. Back at least 10 feet. Hesitate to show completion pattern.

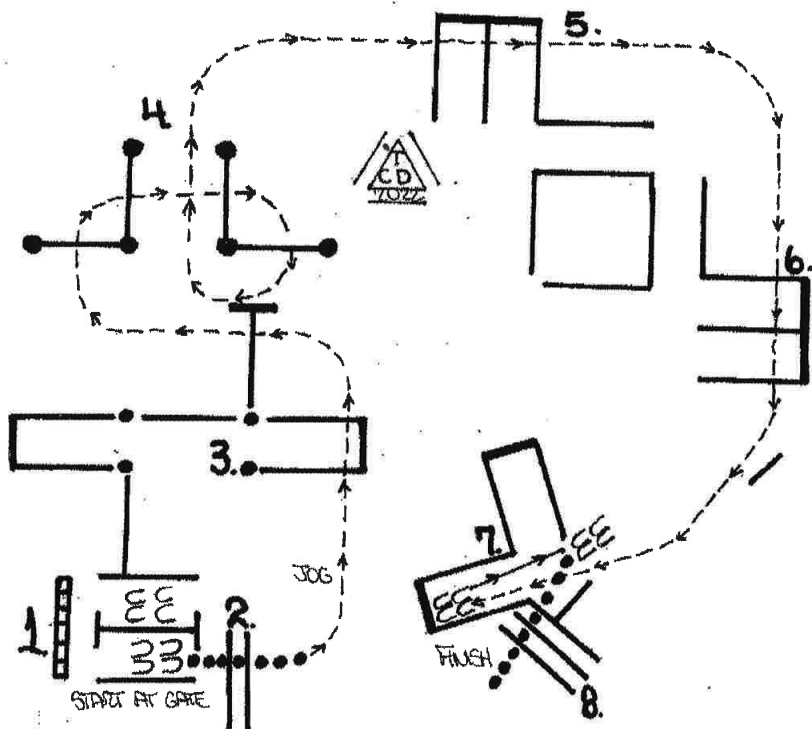
# GOLDEN GRAND

2022

SUNDAY

58-W/J YTH 10 + UN  
59-W/J YTH 18 + UN  
60-W/J L/YTH 18 + UN  
61-W/J L/AMA 19 + OVER.

4A



1. GATE (LH) RIDE THRU CLOSE
2. WALK OVER POLES
3. JOG OVER 3 POLES
4. JOG THRU SERPENTINE & OVER POLES
5. JOG OVER 3 POLES
6. JOG OVER 3 POLES & INTO CHUTE
7. BACK STRAIGHT BACK
8. WALK OUT OVER 3 POLES

# RANCH TRAIL-SUNDAY

1 TROT OVER LOGS UP TO DRAG-STOP  
PICK UP ROPE-COIL & DALLY  
DRAG LOG -CIRCLE RIGHT AT TROT OR  
WALK-HANG ROPE ON POST-TROT OUT  
YOUTH WILL NOT DRAG-TROT PAST  
DRAG-CONTINUE ON PATTERN

2 LL LOPE-CIRCLE OVER LOGS-BREAK TO  
A TROT

3 TROT SERPENTINE

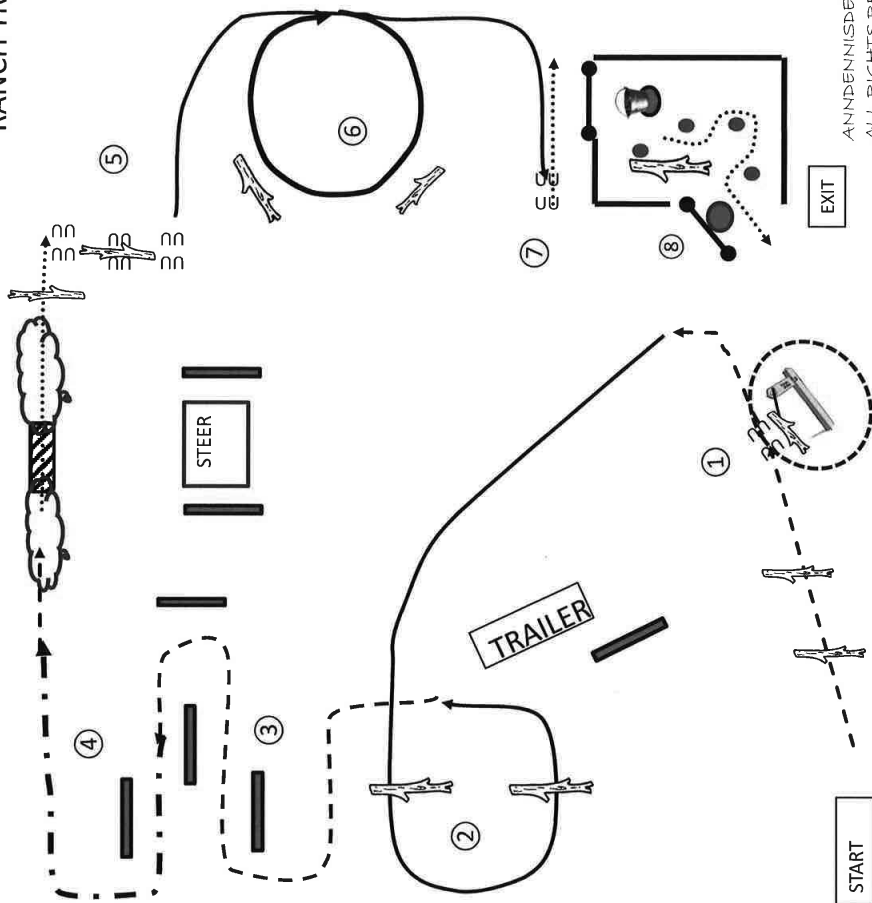
4 EXTENDED TROT IN TOP CHUTE-  
COLLECTED TROT BEFORE MOUND  
CONTINUE TROTTOING TO TOP-WALK  
WALK BRIDGE-MOUND OVER 1 LOG  
STOP

5 SIDEPASS RIGHT OVER LOG

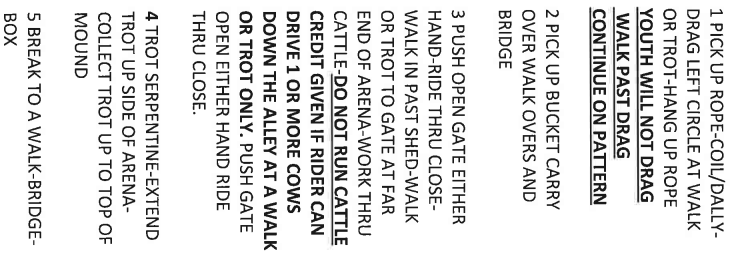
6 RL LOPE -EXTENDED RL LOPE  
RIGHT CIRCLE INSIDE BARRIER-COLLECT  
THE LOPE

7 STOP-BACK TO GATE-PUSH OPEN GATE  
EITHER HAND RIDE THRU CLOSE

8 PICK UP AND CARRY BUCKET-  
WALK THRU STUMPS  
PUT BUT BUCKET ON BARREL-WALK  
THRU GATE THAT IS OPEN-END OF  
PATTERN



# Extreme



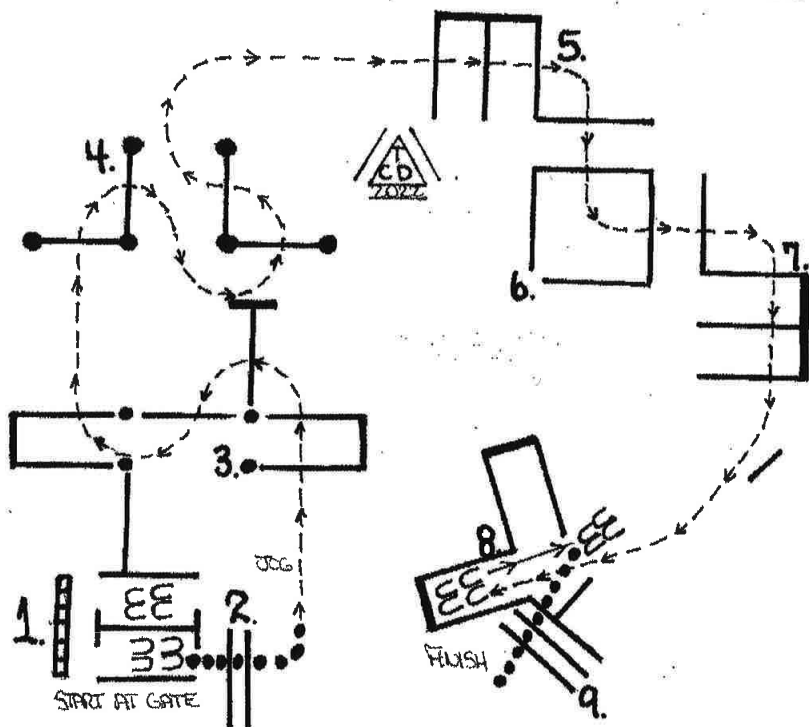
ANNDENISDESIGN COPYRIGHT 2022  
ALL RIGHTS RESERVED

# GOLDEN GRAND 2022

SUNDAY

62-W/J A.M.A. 19 + OVER  
63-W/J SEL 45 + OVER  
64-W/J OPEN

4A



1. GATE(LH) RIDE THRU CLOSE
2. WALK OVER POLES
3. JOG OVER 5 POLES
4. JOG THRU SERPENTINE & OVER POLES
5. JOG OVER 3 POLES
6. JOG OVER 4 POLES & INTO CHUTE
7. JOG OVER 3 POLES AND INTO CHUTE
8. BACK STRAIGHT BACK
9. WALK OUT OVER POLES

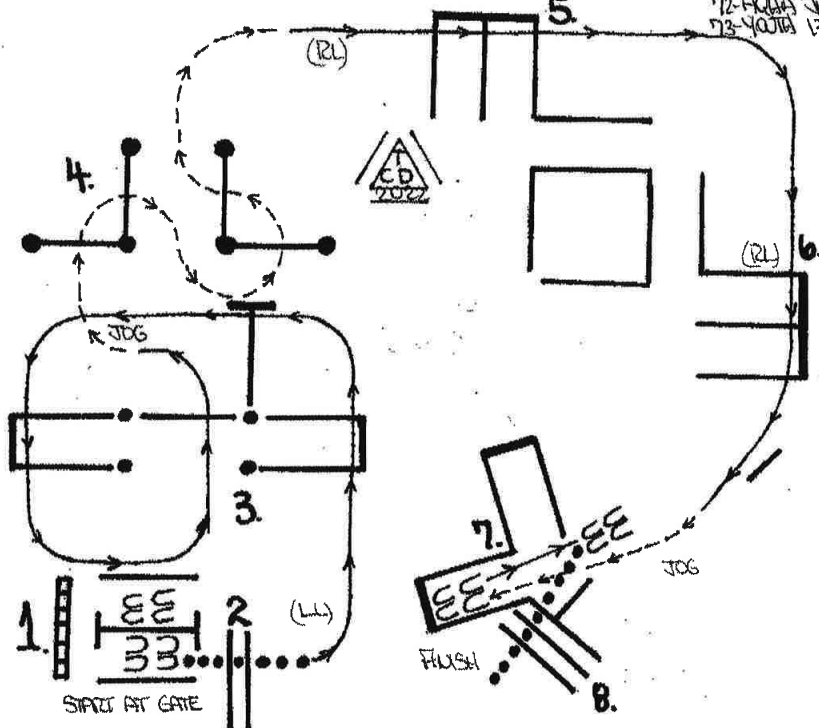
# GOLDEN GRAND 2022

SUNDAY

65-1st/2nd YR. GREEN  
66-AQHA  
67-L/YTH 18 + UN  
68-AQHA  
69-L/AMA 19 + OVER  
70-AQHA

4A

71-HORSES 6+ OUT  
72-AQHA JAWAHO  
73-YOUTH 13+ UN.



1. GATE (LH) RIDE THRU CLOSE
2. WALK OVER POLES
3. LOPE OVER 6 POLES (LL)
4. JOG THRU SERPENTINE & OVER POLES
5. LOPE OVER 3 POLES (RL)
6. LOPE OVER 5 POLES (RL) & INTO CHUTE
7. BACK STRAIGHT BACK
8. WALK OUT OVER POLES

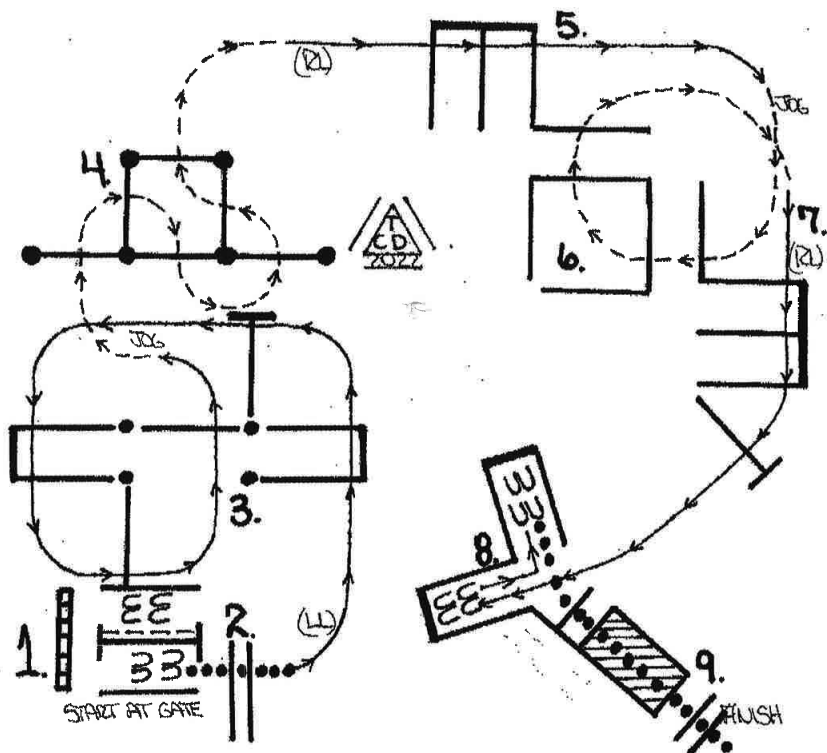
# GOLDEN GRAND 2022

SUNDAY

4B

74-YTH 24-28

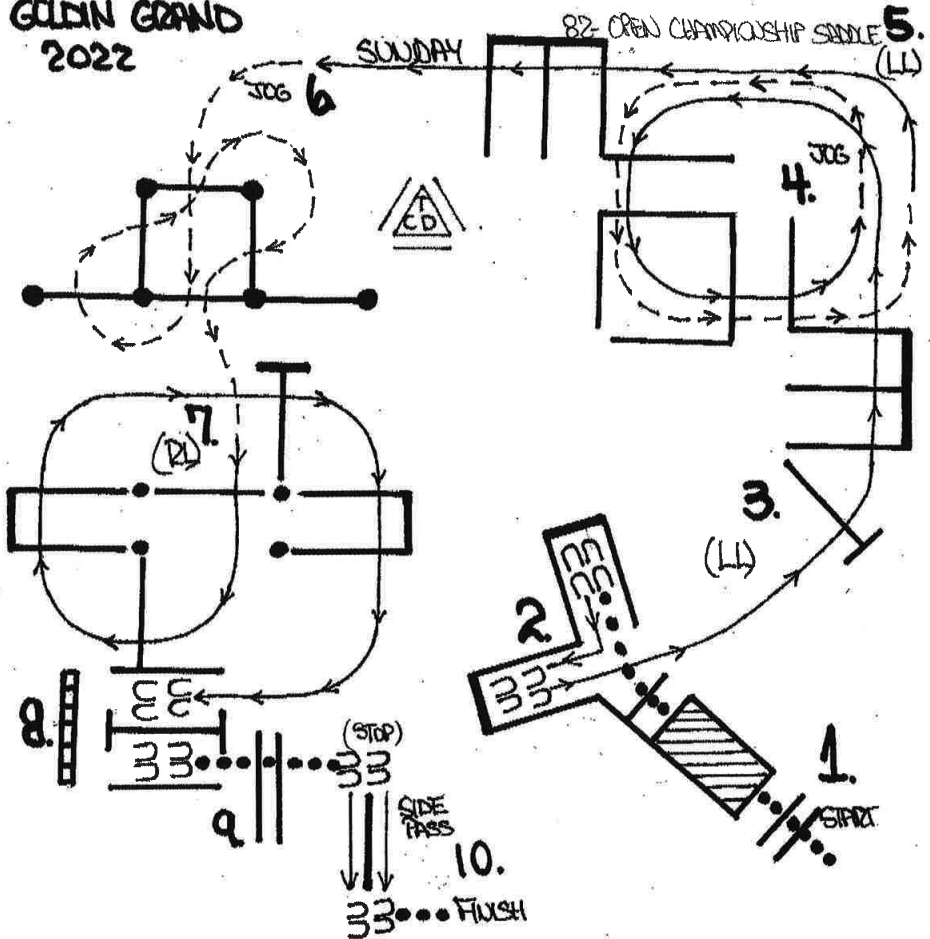
75-AQHA YTH 24-28  
76-AMA 29 + OVER  
77-AQHA AMA  
78-SEL AMA 45 + OVER  
79-AQHA SEL AMA  
80-HORSE 69 OVER  
81-AQHA SENIOR HOR



1. GATE:(LH) RIDE THRU OVER POLE CLOSE
2. WALK OVER POLES
3. LOPE OVER POLES (LL)
4. JOG THRU SERPENTINE & OVER POLES
5. LOPE OVER 3 POLES (RL)
6. JOG OVER POLES
7. LOPE OVER 4 POLES & INTO CHUTE
8. BACK THRU POLES
9. WALK OUT OVER POLES & BRIDGE



GOLDIN GRAND  
2022



- WALK OVER FOURS & BRIDGE & INTO CURVE
- BACK THRU FOURS & LOPE OUT ON LEFT LEAD LOPE
- LOPE OVER 8 FOURS ON LEFT LEAD
- BREAK TO JOG & OVER 4 FOURS
- PICK UP LEFT LEAD AGAIN & OVER 3 FOURS
- JOG THRU SERPENT W/ & OVER FOURS
- LOPE OVER FOURS ON RIGHT LEAD TO GATE
- GATE: LEFT HAND BACK THRU CLOSE
- WALK OUT OVER FOURS & STOP AT SIDE PASS
- SIDE PASS RIGHT OVER POLE



**PROUDLY MANUFACTURING  
OVER 43 VETERINARIAN  
APPROVED PRODUCTS**

QUALITY SEAL  
**nalse**  
NATURAL ANIMAL SUPPLEMENT COMPANY

**ESSENTIAL EQUINE**



**PREMIUM EQUINE HORSE CARE**

With High Grade Essential Oils  
Formulated by a Veterinarian

**SAME FORMULA,  
NEW LOOK!**

